

A PROJECT OF THE  
PEORIA PARK DISTRICT

**ACCU REPLACEMENT  
LAKEVIEW RECREATION CENTER  
1013 W. LAKE AVENUE  
PEORIA, ILLINOIS**

PEORIA PARK DISTRICT  
PEORIA, ILLINOIS



DATE: OCTOBER 9, 2018

PROJECT # 14-057D

PROJECT MANUAL

PACKAGE # \_\_\_\_\_

PROJECT MANUAL INCLUDING SPECIFICATIONS FOR:

**ACCU REPLACEMENT  
LAKEVIEW RECREATION CENTER**  
1013 W. LAKE AVENUE  
PEORIA, ILLINOIS

**ARCHITECT:** ASPACE DESIGN  
ATTN: MARK CORDES  
2112 EAST WAR MEMORIAL DRIVE  
PEORIA, ILLINOIS 61614  
TELEPHONE: (309) 685-4722

---

**OWNER:** PLEASURE DRIVEWAY AND PARK DISTRICT OF PEORIA,  
PEORIA, ILLINOIS

**TRUSTEES:** TIMOTHY J. CASSIDY, PRESIDENT  
ROBERT L. JOHNSON, SR.  
JACQUELINE J. PETTY  
WARREN E. RAYFORD  
JOYCE HARANT  
MATTHEW P. RYAN  
NANCY L. SNOWDEN

**PROJECT MANAGER:** MICHAEL FRIBERG, RLA  
PLANNING, DESIGN & CONSTRUCTION DIVISION  
BRADLEY PARK EQUIPMENT SERVICE  
1314 N. PARK ROAD  
PEORIA, ILLINOIS 61604  
TELEPHONE: (309) 686-3386

**ADMINISTRATIVE STAFF:** EMILY CAHILL, EXECUTIVE DIRECTOR  
BRENT WHEELER, DEPUTY DIRECTOR  
MATT FREEMAN, SUPERINTENDENT OF PARKS  
KARRIE ROSS, SUPERINTENDENT OF FINANCE  
AND ADMINISTRATIVE SERVICES  
BECKY FREDRICKSON, SUPERINTENDENT OF PLANNING,  
DESIGN AND CONSTRUCTION  
SHALESSE PIE, SUPERINTENDENT OF HUMAN  
RESOURCES

\*\*\*\*\*

Address all communications regarding this work to the PROJECT MANAGER listed above.

**ADVERTISEMENT FOR BIDS**

Sealed bids will be received by the Peoria Park District, Peoria, Illinois, hereinafter known as the Owner, for the following project:

ACCU REPLACEMENT  
LAKEVIEW RECREATION CENTER  
1013 W. LAKE AVE.  
PEORIA, ILLINOIS

It is the intent of the Owner to receive Base Bids and Alternates for the project listed above.

Sealed bids will be received until Tuesday, October 23, 1:00 p.m. prevailing time, by the Owner, at the Peoria Park District Administrative Office, 1125 W. Lake Ave., Peoria, Illinois 61614. (The Board Room clock shall be the official time keeping device in respect to the bid submission deadline.)

An electronic file including Bid Documents is available at [www.peoriaparks-planning.org](http://www.peoriaparks-planning.org) at no charge. Bid Documents, including Plans, Specifications and Interpretations for this project may be obtained at the Planning, Design & Construction Department, Bradley Park Equipment Service, 1314 N. Park Road, Peoria, IL 61604. Telephone (309) 686-3386. A non-refundable plan deposit of ONE HUNDRED DOLLARS (\$100.00) will be charged for each printed set of Bid Documents.

A list of planholders can be obtained upon request. This information will be available up to twenty-four (24) hours prior to the scheduled bid opening time. **After that deadline, no information pertaining to the project will be given.**

A 10% Bid Bond is required, and is to be included with the Bid Proposal. The successful Bidder will be required to furnish a 100% Performance Bond and a 100% Labor and Materials Payment Bond within ten (10) days of formal Award of Contract.

The general prevailing rate of wage for the Peoria area shall be paid for each craft or type of worker needed to execute this contract or perform this work as required by the State of Illinois Department of Labor. Additionally, it is required that provisions of the Illinois Preference Act, the Illinois Drug Free Workplace Act, and the Substance Abuse Prevention on Public Works Act must be adhered to. Bidders are also advised that contract documents for this project include the non-discrimination, equal opportunity and affirmative action provisions in the Human Rights Act and rules and regulations of the Department of Human Rights. The Peoria Park District is an AA/EEO organization and encourages participation by minority and female-owned firms.

The Peoria Park District reserves the right to reject any or all bids, waive technical deficiencies, informalities or irregularities or rebid any project.

PLEASURE DRIVEWAY AND PARK DISTRICT  
OF PEORIA, ILLINOIS

BY: TIMOTHY J. CASSIDY, President

BY: CARLEY ALLENSWORTH, Secretary

**TABLE OF CONTENTS**

TITLE PAGE(S)	1-2
INVITATION TO BID	3
TABLE OF CONTENTS	4
BIDDING DOCUMENTS:	
- SUPPLEMENTARY INSTRUCTIONS TO BIDDERS	5-8
- BID FORM(S)	9-11
- STANDARD CERTIFICATIONS	12-15
- CERTIFICATE OF EQUAL EMPLOYMENT OPPORTUNITY COMPLIANCE FOR CONTRACTORS AND VENDORS	16
- WORKFORCE PROFILE AND INSTRUCTIONS	17-19
- SEXUAL HARASSMENT POLICY STATEMENT	20-22
- ILLINOIS DRUG FREE WORKPLACE CERTIFICATION	23
- SUBSTANCE ABUSE PREVENTION PROGRAM CERTIFICATION	24
- CERTIFICATION OF SAFETY COMPLIANCE	25
- INDIVIDUAL CONTRACTOR CERTIFICATION	26
- CORPORATE CONTRACTOR CERTIFICATION	27
- MAJOR SUBCONTRACTORS LIST	28
- DIRECTORY OF MINORITY & WOMEN OWNED BUSINESS ENTERPRISES	29-32
- ILLINOIS DEPARTMENT OF LABOR - PREVAILING WAGES FOR PEORIA COUNTY	33-34
- SAMPLE ADDENDUM FORM	35
CONTRACT DOCUMENTS:	
- AGREEMENT BETWEEN OWNER AND CONTRACTOR	36-41
- PERFORMANCE BOND	42-43
- LABOR & MATERIALS PAYMENT BOND	44-45
- CONTRACTOR'S AFFIDAVIT	46
- LIEN WAIVER FORMS	47-50
- WEEKLY WORKFORCE REPORT	51-52
- CERTIFIED PAYROLL FORM	53
- W-9	54-59
- SUPPLEMENTAL GENERAL CONDITIONS	60-74
PROJECT SPECIFICATIONS:	
GENERAL REQUIREMENTS:	
<u>DIVISION 010000: GENERAL REQUIREMENTS</u>	75-86
TECHNICAL SPECIFICATIONS:	
SECTION 23 05 29 SUPPORTS AND ANCHORS FOR HVAC	5 PAGES
SECTION 23 07 10 HVAC PIPE AND EQUIPMENT INSULATION	4 PAGES
SECTION 23 09 00 TEMPERATURE CONTROLS	5 PAGES
SECTION 23 62 00 AIR COOLED CONDENSING UNITS	5 PAGES
SECTION 26 05 00 BASIC ELECTRIC REQUIREMENTS	4 PAGES
SECTION 26 05 19 WIRES AND CABLES	3 PAGES
SECTION 26 05 26 GROUNDING AND BONDING	2 PAGES
SECTION 26 05 33 CONDUITS, RACEWAYS, AND FITTINGS	3 PAGES
SECTION 26 05 34 DEVICE AND JUNCTION BOXES	2 PAGES
SECTION 26 05 53 ELECTRICAL IDENTIFICATION	2 PAGES
SECTION 26 29 13 SAFETY SWITCHES AND MOTOR STARTERS	2 PAGES
EXHIBITS:	
ATTACHMENT A - INSURANCE REQUIREMENTS	88-92
PLANS	11 PAGES

# SUPPLEMENTARY INSTRUCTIONS TO BIDDERS

## 1. INSTRUCTIONS TO BIDDERS

- A. "Instructions to Bidders", AIA Document A701, 1997 Editions, published by the American Institute of Architects, including revisions adopted before date of this Project Manual, is hereby made part of these specifications with same force and effect as though set forth in full.
- B. The following modifies, changes, deletes from or adds to the **Instructions to Bidders** (AIA Document A701, 1997 Edition). Where any Article of the Instructions to Bidders is modified or any Paragraph, Subparagraph or Clause thereof is modified or deleted by these Supplementary Conditions, the unaltered provisions of that Article, Paragraph, Subparagraph or Clause shall remain in effect.
- C. Parenthesis ( ) indicates the appropriate section and Subparagraph of the Instructions to Bidders which each paragraph of the Supplementary Instructions to Bidders modifies or refers to.

## 2. PROJECT DESCRIPTION

- A. The Project description generally is as follows:
  - 1. **BASE BID:**  
Removal of existing ACCU and associated coil. Provision and installation of two new ACCU rooftop units and associated coil within existing AHU. Electric power connections including conduit, wire, and disconnects. New piping and pipe insulation. Equipment supports. Software, hardware, wiring, devices, and associated conduits and wiring to make system function. Provide refrigerant charges and commissioning and startup of all new control systems.
  - 2. **ALTERNATES:**  
Conversion of existing VAV controls, AHU 1 controls, and boiler controls from existing Delta system to Automated Logic system recently installed. Reconnection of existing sensors, power supplies, operators and control devices to new controllers where supplied.
- B. **PRE-BID MEETING :**
  - 1. A pre-bid meeting will be held at Lakeview Recreation Center on Tuesday, October 16, 2018 at 9 :00 a.m.

## 3. CODES AND PERMITS

- A. **COSTS ASSOCIATED WITH REGULATORY COMPLIANCE.** All Work performed in connection with this Project shall be in compliance with the requirements of all applicable local, state, and federal laws, regulations, and rules, as well as the requirements of the Construction Documents. The Bid Price shall reflect all costs of compliance to those requirements, whether or not specifically stated in the Construction Documents or specific sections of the Project Manual.
- B. **PERMITS/FEES.** Work shall not commence until all required building (and/or other) permits have been secured by the Contractor and copies of these permits submitted to the Owner's Representative. Cost of permits is to be included in the Bid Price.

## 4. BID GUARANTY

The bid must be accompanied by a Bid Guaranty which shall not be less than 10% of the amount of the Bid. At the option of the Bidder, the 10% Guaranty may be a Certified Check, Cashier's Check, or a Bid Bond. The Bid Bond shall be secured by a Guaranty or a Surety Company acceptable to the Owner. No bid will be considered unless it is accompanied by the required Guaranty. Funds must be made payable to the order of the Owner. Cash deposits will not be accepted. The Bid Guaranty shall ensure the execution of the Agreement and the furnishing of the Surety Bond or Bonds by the successful Bidder, all as required by the Contract Documents.

## 5. AWARD OF CONTRACT/REJECTION OF BIDS:

The Contracts will be awarded on the basis of Paragraph 5.3 of the Instructions to Bidders. The Bidders to whom the awards are made will be notified at the earliest possible date. The Owner, however, reserves the right to reject any and all Bids, to accept any combination of base bids and alternates and to waive any technical deficiencies, informalities, or irregularities in Bids received whenever such rejection or waiver is in its interest.

No bid shall be withdrawn for a period of sixty (60) days after the opening of bids without the consent of the Owner. The failure of the Bidder to submit a Bid Bond, Certified Check or Cashier's Check in the full amount to cover all proposals bid upon shall be sufficient cause for rejection of his bid. The award will be made contingent upon submittal and evaluation of Contractor's Qualification Statement, Bonds, Certificate of Insurance, Contractor Certification(s), including Peoria Park District Certificate of Equal Employment Opportunity Compliance for Contractors and Vendors, etc.

## 6. EXECUTION OF AGREEMENT:

Subsequent to the award and within ten (10) days after the prescribed forms are prepared and presented for signature by the Owner's Representative, the successful Bidder shall execute and return to the Owner's Representative an Agreement in the form included in the Contract Documents in such number of copies as the Owner may require. The President of the Board of Trustees will complete execution of Agreement after all bonds and any other required documents have been received by the Park District. One fully executed copy of Agreement will then be returned to Contractor.

## **7. PERFORMANCE BOND/LABOR AND MATERIAL PAYMENT BOND & INSURANCE**

- A. BONDS REQUIRED.** Having satisfied all conditions of award as set forth elsewhere in these Documents, the successful Bidder shall, within ten (10) calendar days after award of contract, furnish Surety Bonds in penal sums, each not less than the amount of the Contract as awarded as security for the faithful performance of the Contract (Performance Bond), and for the payment (Labor and Materials Payment Bond) of all persons, firms or corporations to whom the Contractor may become legally indebted for labor, materials, tools, equipment or services employed or used by him in performing the work.
- B. FORM OF BONDS.** Such bonds shall be in the same form as the samples included in the Project Manual and shall bear the same date as or a date subsequent to that of the Agreement. The current Power of Attorney for the person who signs for any Surety Company shall be attached to such Bonds. Bonds shall be signed by a Guaranty or Surety Company acceptable to the Owner.
- C. COST OF PERFORMANCE BOND/LABOR AND MATERIAL PAYMENT BOND.** All costs for the Performance Bond/Labor and Material Payment Bond shall be included in the submitted Bid Price.
- D. INSURANCE.** Insurance requirements for this project are addressed both in the Supplementary General Conditions and in "Attachment A.6", in the "Exhibits" section of this Project Manual.
  - a) In respect to the property ("builders risk") insurance coverages referenced in the Supplementary General Conditions: the successful Bidder **Will** be required to provide such coverages as the work of the Project will be accomplished by **ONE** general/prime contractor(s).
- E. TIME FRAMES.** The successful Bidder shall, within ten (10) days after award of contract by the Board of Trustees, submit Proof of Insurance coverages/Bonds in the form and amounts required to the Owner's Representative. Should the Bidder be unable to provide the required Proof of Insurance(s)/Bonds within the specified ten day period the Owner reserves the right, at its sole discretion, to withdraw its award of contract from that Bidder.

## **8. DEFAULT**

- A.** The failure of the successful Bidders to execute the Agreement, supply the required Bonds or proof of required insurance coverage(s) within (ten) 10 days after award of contract, or within such extended period as the Owner may grant based upon reasons determined sufficient by the Owner, may constitute a default. In such case, award of contract will be transferred to the second lowest bidder.

## **9. CONTRACTOR'S QUALIFICATION STATEMENT**

- A.** Contractor's Qualification Statement (AIA Document 305) shall be submitted by low bidder for evaluation prior to award of contract if so requested by the Owner or his representatives.

## **10. LIST OF SUBCONTRACTORS/PRODUCT & EQUIPMENT SUBSTITUTIONS**

- A.** Each Bidder shall submit a "MAJOR SUBCONTRACTORS LIST" proposed to be used in the execution of the Work. If there will be no subcontractors, the Bidder shall state "No Subcontractors" on this form. The completed form is due with the Bid Proposal.
  - 1) Identify the trade name, address, telephone number, and category of work of each subcontractor.
  - 2) Failure to submit the "Major Subcontractors List" with the Bid Proposal may result in the rejection of the Bid.
  - 3) Delete Subparagraphs (6.3.1.1) and (6.3.1.2) from AIA A701.
- B.** The Bidder, by submission of a signed bid form, agrees to install all products and equipment by brand name or names specified in the Technical Specifications sections of this Project Manual. "Or equal" substitutions will be allowed only if approved in writing prior to the bid opening and listed in the "Substitutions" section of the Bid Form.

## **11. CONTRACT ADMINISTRATION FORMS/COSTS OF FORMS**

- A. REQUIRED FORMS.** The following AIA forms will be used (AIA forms will be supplied by the Owner if requested, and charged to the Contractor at cost) in the administration of the project:
  - 1) **AIA Document A310:** "Bid Bond", February 1970 edition
  - 2) **AIA Document A305:** "Contractor's Qualification Statement", 1986 edition
  - 3) **AIA Document G702:** "Application and Certificate of Payment", May 1992 edition
  - 4) **AIA Document G703:** "Continuation Sheet", May 1992 edition
- B. OTHER FORMS.** Other contract administration forms (to be provided by the Owner unless otherwise noted) required for use in the Project are:
  - 1) **Major Subcontractors List**
  - 2) **Contractor's Affidavit**
  - 3) **Individual Contractor Form**

- 4) **Corporate or Partnership Form**
- 5) **Performance Bond**
- 6) **Labor and Material Payment Bond**
- 7) **Lien Waiver Forms**
- 8) **Weekly Workforce Report**
- 9) **Certified Payroll Form** (Contractor may use own form)
- 10) **Insurance Forms: As required in Attachment A (at end of Project Manual)** (will not be provided by Owner)
- 11) **Agreement Between Owner and Contractor**

Examples of these forms are included in the Project Manual.

**12. CONSTRUCTION TIME AND LIQUIDATED DAMAGES CLAUSE:**

- 2.5.1 PROJECT COMPLETION.** The Agreement will include the following paragraph(s) or language substantially the same, regarding construction time and liquidated damages:
- 1) **LIQUIDATED DAMAGES:** Owner and Contractor recognize that time is of the essence of this Agreement and that Owner will suffer financial loss if the Work is not Substantially Complete within the time specified below, plus any extensions thereof allowed in accordance with Article 8 of the General Conditions. They also recognize the delays, expense and difficulties involved in proving in a legal or arbitration proceeding the actual loss suffered by Owner if the Work is not completed on time.
  - 2) Accordingly, instead of requiring any such proof, Owner and Contractor agree that as Liquidated Damages for delay (but not as a penalty) Contractor shall pay Owner ONE HUNDRED DOLLARS (\$100.00) for each calendar day that expires after SIXTY FIVE (65) calendar days from Notice of Award until Substantial Completion is attained. The work is tentatively scheduled to begin on OCTOBER 25, 2018 and be at Substantial Completion by DECEMBER 28, 2018.
  - 3) After Substantial Completion, if Contractor shall neglect, refuse, or fail to complete the remaining Work necessary to achieve Final Completion within TEN (10) calendar days or any proper extension thereof granted by Owner, Contractor shall pay Owner TWO HUNDRED FIFTY DOLLARS (\$250.00) for each day that expires after the time specified.
  - 4) Owner and Contractor agree that the per day liquidated damage amounts set forth in subparagraphs "2" and "3" of this section constitute a reasonable forecast of the financial losses, actual costs and increased expenses the Owner may incur as a result of delayed Substantial or Final Completion of the Project.

**13. PROJECT MANUAL/PLANS & SITE VISITATION**

- A. A set of Bid Documents may be examined, at no charge, at the office of the Owner's Representative.
- B. **PLAN DEPOSIT.** An electronic file including Bid Documents is available at [www.peoriaparks-planning.org](http://www.peoriaparks-planning.org) at no charge. A printed set of Bid Documents, including Plans, Specifications and Interpretations for this project may be obtained at the Planning, Design & Construction Department, Bradley Park Equipment Service, 1314 N. Park Road, Peoria, IL 61604. Telephone (309)686-3386. A non-refundable plan deposit of FIFTY DOLLARS (\$50.00) will be charged for each printed set of Bid Documents.
- C. **FAMILIARITY WITH BID DOCUMENTS & SITE VISITATION.** Bidders, by submission of their Bids, represent that they have visited the site to acquaint themselves with the local conditions in which the Work is to occur, and that they are familiar with all the requirements of the Project, as defined in the Project Manual and the Plan(s).

**14. OTHER MODIFICATIONS TO AIA-701/OTHER CONDITIONS**

- A. Add the following sentence to (4.1.7): "Bidder shall submit two (2) completed copies of Bid Form and retain one (1) copy for his files."
- B. Delete Section (6.2) - "Owner's Financial Capability"; and last sentence of Paragraph (4.2.1.)
- C. In reference to (7.2.1), the Peoria Park District reserves the right of final approval of bonding companies.
- D. Delete paragraph (7.1.3).

**15. EQUAL EMPLOYMENT OPPORTUNITY/AFFIRMATIVE ACTION/SEXUAL HARASSMENT**

- A. The "Peoria Park District Certificate of Equal Employment Opportunity Compliance for Contractors and Vendors Form" and "Workforce Profile" and "Sexual Harassment Policy" shall be filled out and returned with the Bid. Failure to submit a completed "Peoria Park District Certificate of Equal Employment Opportunity Compliance for Contractors and Vendors Form" and "Workforce Profile" and "Sexual Harassment Policy" may result in rejection of the bid.

- B.** Effective July 1, 1993, every party to a public contract and every party bidding on public contracts is required to have a written "**Sexual Harassment Policy**" that contains:
- 1) A definition of sexual harassment under state law;
  - 2) A description of sexual harassment utilizing examples;
  - 3) A formalized complaint procedure;
  - 4) A statement of victim's rights;
  - 5) Directions on how to contact the Illinois Department of Human Rights - **Illinois companies**. Out-of-State companies must include directions on how to contact the enforcement agency within their state. Companies that issue a standard policy for all business locations must prepare an addendum providing directions on how to contact the appropriate enforcement agency.
  - 6) A recitation that there cannot be any retaliation against employees who elect to file charges.

Recommendation: Your "**Sexual Harassment Policy**" should be drafted in language easy to understand and any revisions should be reviewed by legal counsel. A copy of your policy should be posted in a prominent and accessible location to assure all employees will be notified of the company's position.

In order to conduct business with the Peoria Park District, you must have a written "Sexual Harassment Policy" that conforms to the new Act.

**FAILURE TO DO SO WILL DISQUALIFY YOU AS AN ELIGIBLE VENDOR.**

- C.** Lowest responsible bidder not meeting the Park District's goal of 12% for minority/women participation, must provide proof of efforts made in contacting an adequate number of minority and women owned firms and/or labor.

**16. BID SUBMISSION**

- A. DATE, TIME & PLACE OF RECEIVING BIDS.** Bids will be received until the date and time listed in the "Advertisement for Bids", at which time they will be publicly opened, read aloud and recorded. The Bid Opening will be held at the place listed in the "Advertisement for Bids".
- B. REQUIRED ITEMS.** The following items must be included as part of the "BID":
- 1) Two (2) signed copies of the **BID FORM**. (Retain the third copy for your files.)
  - 2) The **PEORIA PARK DISTRICT CERTIFICATE OF EQUAL EMPLOYMENT OPPORTUNITY COMPLIANCE FOR CONTRACTORS AND VENDORS FORM** and **SEXUAL HARASSMENT POLICY**.
  - 3) The **WORKFORCE PROFILE**.
  - 4) The **ILLINOIS DRUG FREE WORKPLACE CERTIFICATION**.
  - 5) The **CONTRACTOR CERTIFICATION** (individual or corporate/partnership).
  - 6) The **LIST OF SUBCONTRACTORS**. (Submit form and state "No Subcontractors" on the form, if none will be used.)
  - 7) The **BID GUARANTY**.
  - 8) The **CERTIFICATION OF SAFETY COMPLIANCE**.
  - 9) **SUBSTANCE ABUSE PREVENTION PROGRAM CERTIFICATION**
- C. BID SUBMISSION.** The "BID" shall be enclosed in envelopes (outer and inner), both of which shall be sealed and clearly labeled with the following information, in order to prevent premature opening of the bid:
- "PROPOSAL"
  - NAME OF PROJECT
  - NAME OF BIDDER
  - DATE/TIME OF BID OPENING

END OF SUPPLEMENTARY INSTRUCTIONS TO BIDDERS

Bid From: \_\_\_\_\_

PROJECT NO. 14-057D  
BID FOR: ACCU REPLACEMENT  
LOCATION: LAKEVIEW REC CENTER

**BID FORM**

BID TO: PEORIA PARK DISTRICT

UNDERSIGNED:

1. Acknowledges receipt of:
  - A. Project Manual and Drawings for:

ACCU REPLACEMENT  
LAKEVIEW RECREATION CENTER
  - B. Addenda: No. \_\_\_\_\_ through No. \_\_\_\_\_
2. Has examined facility and the bid documents and shall be responsible for performing work specifically required of him by all parts of bidding documents including specifications for entire project, even though such work may be included as related requirements specified in other divisions or sections.
3. And agrees to enter into and execute Contract with Owner, if awarded on basis of this bid, and to:
  - A. Furnish Bonds and Insurance required by the Bidding & Contract Documents.
  - B. Accomplish work in accord with Contract.
  - C. Complete work within specified Contract time.
4. **CONTRACT TIME:** Contractor agrees to Substantially Complete ALL WORK as required by the Contract Documents per the Supplementary General Conditions and Supplementary Instructions to Bidders.
5. **BASE BIDS:**
  - A. Base Bid:

Bidder agrees to perform all building work, as set forth in the Project Manual and Drawings for the sum of:

\_\_\_\_\_ Dollars (\$\_\_\_\_\_.\_\_\_\_)
6. **ALTERNATES:**

Bidder agrees to perform all building work items as set forth below. The prices submitted may be accepted either at the time of Base Bid approval or up to no later than ninety (90) days after award of the Bid; however, if not approved at the time of the award of the Base Bid, the contract times as set forth in the Project Manual and Drawings will be adjusted to compensate for the additional time taken in award of the Alternate:

Bid From: \_\_\_\_\_

PROJECT NO. 14-057D  
BID FOR: ACCU REPLACEMENT  
LOCATION: LAKEVIEW REC CENTER

A. Add Alternate #1:

Conversion of existing VAV controls, AHU 1 controls, and boiler controls from existing Delta system to Automated Logic system recently installed. Reconnection of existing sensors, power supplies, operators and control devices to new controllers where supplied.

\_\_\_\_\_ Dollars (\$\_\_\_\_\_.\_\_\_\_)

7. **PROPOSED SUBSTITUTION LIST:**

Base Bid(s) and Alternates are understood to include only those product brands, items, and elements which are specified in the Bid Documents. The following is a list of substitute products, equipment or methods of construction which the Bidder proposes to furnish on this project, with difference in price being added or deducted from Base Bid(s).

Bidder understands that acceptance of any proposed substitution which has not been approved as an "equal" to the product brand, item, or element specified prior to bid opening is at Owner's option. Approval or rejection of any substitutions listed below will be indicated before executing Contract.

<u>ITEM</u>	<u>ADD</u>	<u>DEDUCT</u>
_____	\$_____	\$_____
_____	\$_____	\$_____
_____	\$_____	\$_____

8. **BIDDERS CHECKLIST:**

Did you visit the site?	Yes	No
Is Bid Security enclosed? (If applicable)	Yes	No
Is Peoria Park District Certificate of Equal Employment Opportunity Compliance for Contractors and Vendors and Sexual Harassment Policy enclosed?	Yes	No
Is Workforce Profile enclosed?	Yes	No
Is List of Subcontractors enclosed?	Yes	No
Is Contractor Certification enclosed?	Yes	No
Is Ill. Drug Free Workplace Certification enclosed?	Yes	No
Is Certificate of Safety Compliance enclosed?	Yes	No
Is Substance Abuse Prevention Program Certification enclosed?	Yes	No
Is Standard Certifications sign-off enclosed?	Yes	No

Bid From: \_\_\_\_\_

PROJECT NO. 14-057D  
BID FOR: ACCU REPLACEMENT  
LOCATION: LAKEVIEW REC CENTER

9. **BIDDER INFORMATION:**

NAME OF BIDDER: \_\_\_\_\_

ADDRESS: \_\_\_\_\_

CITY, STATE, ZIP: \_\_\_\_\_

TELEPHONE NO.: \_\_\_\_\_

BY: \_\_\_\_\_  
(Signature of Authorized Official)

TITLE: \_\_\_\_\_

BIDDER'S SEAL

WITNESS: \_\_\_\_\_

END OF BID FORM

## **STANDARD CERTIFICATIONS**

Vendor acknowledges and agrees that compliance with this section and each subsection for the term of the contract and any renewals is a material requirement and condition of this contract. By executing this contract Vendor certifies compliance with this section and each subsection and is under a continuing obligation to remain in compliance and report any non-compliance.

This section, and each subsection, applies to subcontractors used on this contract. Vendor shall include these Standard Certifications in any subcontract used in the performance of the contract using the Standard Subcontractor Certification form provided by the State.

If this contract extends over multiple fiscal years including the initial term and all renewals, Vendor and its subcontractors shall confirm compliance with this section in the manner and format determined by the State by the date specified by the State and in no event later than July 1 of each year that this contract remains in effect.

If the Parties determine that any certification in this section is not applicable to this contract it may be stricken without affecting the remaining subsections.

1. As part of each certification, Vendor acknowledges and agrees that should Vendor or its subcontractors provide false information, or fail to be or remain in compliance with the Standard Certification requirements, one or more of the following sanctions will apply:

- the contract may be void by operation of law,
- the State may void the contract, and
- the Vendor and its subcontractors may be subject to one or more of the following: suspension, debarment, denial of payment, civil fine, or criminal penalty.

Identifying a sanction or failing to identify a sanction in relation to any of the specific certifications does not waive imposition of other sanctions or preclude application of sanctions not specifically identified.

2. Vendor certifies it and its employees will comply with applicable provisions of the U.S. Civil Rights Act, Section 504 of the Federal Rehabilitation Act, the Americans with Disabilities Act (42 U.S.C. § 12101 et seq.) and applicable rules in performance under this contract.

3. Vendor certifies it is not in default on an educational loan (5 ILCS 385/3). This applies to individuals, sole proprietorships, partnerships and individuals as members of LLCs.

4. Vendor (if an individual, sole proprietor, partner or an individual as member of a LLC) certifies it has not received an (i) an early retirement incentive prior to 1993 under Section 14-108.3 or 16-133.3 of the Illinois Pension Code, 40 ILCS 5/14-108.3 and 40 ILCS 5/16-133.3, or (ii) an early retirement incentive on or after 2002 under Section 14-108.3 or 16-133.3 of the Illinois Pension Code, 40 ILCS 5/14-108.3 and 40 ILCS 5/16-133, (30 ILCS 105/15a).

5. Vendor certifies it is a properly formed and existing legal entity (30 ILCS 500/1.15.80, 20-43); and as applicable has obtained an assumed name certificate from the appropriate authority, or has registered to conduct business in Illinois and is in good standing with the Illinois Secretary of State.

6. To the extent there was an incumbent Vendor providing the services covered by this contract and the employees of that Vendor that provide those services are covered by a collective bargaining agreement, Vendor certifies (i) that it will offer to assume the collective bargaining obligations of the prior employer, including any existing collective bargaining agreement with the bargaining representative of any existing collective bargaining unit or units performing substantially similar work to the services covered by the contract subject to its bid or offer; and (ii) that it shall offer employment

to all employees currently employed in any existing bargaining unit performing substantially similar work that will be performed under this contract (30 ILCS 500/25-80). This does not apply to heating, air conditioning, plumbing and electrical service contracts.

7. Vendor certifies it has not been convicted of bribing or attempting to bribe an officer or employee of the State of Illinois or any other State, nor has Vendor made an admission of guilt of such conduct that is a matter of record (30 ILCS 500/50-5). 8. If Vendor has been convicted of a felony, Vendor certifies at least five years have passed after the date of completion of the sentence for such felony, unless no person held responsible by a prosecutor's office for the facts upon which the conviction was based continues to have any involvement with the business (30 ILCS 500/50-10).

9. If Vendor, or any officer, director, partner, or other managerial agent of Vendor, has been convicted of a felony under the Sarbanes-Oxley Act of 2002, or a Class 3 or Class 2 felony under the Illinois Securities Law of 1953, Vendor certifies at least five years have passed since the date of the conviction. Vendor further certifies that it is not barred from being awarded a contract and acknowledges that the State shall declare the contract void if this certification is false (30 ILCS 500/50-10.5).

10. Vendor certifies it is not barred from having a contract with the State based on violating the prohibition on providing assistance to the state in identifying a need for a contract (except as part of a public request for information process) or by reviewing, drafting or preparing solicitation or similar documents for the State (30 ILCS 500/50-10.5e).

11. Vendor certifies that it and its affiliates are not delinquent in the payment of any debt to the State (or if delinquent has entered into a deferred payment plan to pay the debt), and Vendor and its affiliates acknowledge the State may declare the contract void if this certification is false (30 ILCS 500/50-11) or if Vendor or an affiliate later becomes delinquent and has not entered into a deferred payment plan to pay off the debt (30 ILCS 500/50-60).

12. Vendor certifies that it and all affiliates shall collect and remit Illinois Use Tax on all sales of tangible personal property into the State of Illinois in accordance with provisions of the Illinois Use Tax Act (30 ILCS 500/50-12) and acknowledges that failure to comply can result in the contract being declared void.

13. Vendor certifies that it has not been found by a court or the Pollution Control Board to have committed a willful or knowing violation of the Environmental Protection Act within the last five years, and is therefore not barred from being awarded a contract (30 ILCS 500/50-14).

14. Vendor certifies it has not paid any money or valuable thing to induce any person to refrain from bidding on a State contract, nor has Vendor accepted any money or other valuable thing, or acted upon the promise of same, for not bidding on a State contract (30 ILCS 500/50-25).

15. Vendor certifies it is not in violation of the "Revolving Door" section of the Illinois Procurement Code (30 ILCS 500/50-30).

16. Vendor certifies that it has not retained a person or entity to attempt to influence the outcome of a procurement decision for compensation contingent in whole or in part upon the decision or procurement (30 ILCS 500/50-38).

17. Vendor certifies it will report to the Illinois Attorney General and the Chief Procurement Officer any suspected collusion or other anti-competitive practice among any bidders, offerors, contractors, proposers or employees of the State (30 ILCS 500/50-40, 50-45,50-50).

18. In accordance with the Steel Products Procurement Act, Vendor certifies steel products used or supplied in the performance of a contract for public works shall be manufactured or produced in the United States, unless the executive head of the procuring agency grants an exception (30 ILCS 565).

19. a) If Vendor employs 25 or more employees and this contract is worth more than \$5000, Vendor certifies it will provide a drug free workplace pursuant to the Drug Free Workplace Act.

b) If Vendor is an individual and this contract is worth more than \$5000, Vendor shall not engage in the unlawful manufacture, distribution, dispensation, possession or use of a controlled substance during the performance of the contract (30 ILCS 580).

20. Vendor certifies that neither Vendor nor any substantially owned affiliate is participating or shall participate in an international boycott in violation of the U.S. Export Administration Act of 1979 or the applicable regulations of the U.S. Department of Commerce. This applies to contracts that exceed \$10,000 (30 ILCS 582).

21. Vendor certifies it has not been convicted of the offense of bid rigging or bid rotating or any similar offense of any state or of the United States (720 ILCS 5/33,E4).

22. Vendor certifies it complies with the Illinois Department of Human Rights Act and rules applicable to public contracts, including equal employment opportunity, refraining from unlawful discrimination, and having written sexual harassment policies (775 ILCS 5/2-105).

23. Vendor certifies it does not pay dues to or reimburse or subsidize payments by its employees for any dues or fees to any "discriminatory club" (775 ILCS 25/2).

24. Vendor certifies it complies with the State Prohibition of Goods from Forced Labor Act, and certifies that no foreign-made equipment, materials, or supplies furnished to the State under the contract have been or will be produced in whole or in part by forced labor, or indentured labor under penal sanction (30 ILCS 583).

25. Vendor certifies that no foreign-made equipment, materials, or supplies furnished to the State under the contract have been produced in whole or in part by the labor or any child under the age of 12 (30 ILCS 584).

26. Vendor certifies that it is not in violation of Section 50-14.5 of the Illinois Procurement Code (30 ILCS 500/50-14.5) that states: "Owners of residential buildings who have committed a willful or knowing violation of the Lead Poisoning Prevention Act (410 ILCS 45) are prohibited from doing business with the State until the violation is mitigated".

27. Vendor warrants and certifies that it and, to the best of its knowledge, its subcontractors have and will comply with Executive Order No. 1 (2007). The Order generally prohibits Vendors and subcontractors from hiring the then-serving Governor's family members to lobby procurement activities of the State, or any other unit of government in Illinois including local governments if that procurement may result in a contract valued at over \$25,000. This prohibition also applies to hiring for that same purpose any former State employee who had procurement authority at any time during the one-year period preceding the procurement lobbying activity.

28. Vendor certifies that information technology, including electronic information, software, systems and equipment, developed or provided under this contract will comply with the applicable requirements of the Illinois Information Technology Accessibility Act Standards as published at [www.dhs.state.il.us/iitaa](http://www.dhs.state.il.us/iitaa). (30 ILCS 587)

29. Vendor certifies that it has read, understands, and is in compliance with the registration requirements of the Elections Code (10 ILCS 5/9-35) and the restrictions on making political

contributions and related requirements of the Illinois Procurement Code (30 ILCS 500/20-160 and 50-37). Vendor will not make a political contribution that will violate these requirements. These requirements are effective for the duration of the term of office of the incumbent Governor or for a period of 2 years after the end of the contract term, whichever is longer.

In accordance with section 20-160 of the Illinois Procurement Code, Vendor certifies as applicable:

- Vendor is not required to register as a business entity with the State Board of Elections. or
- Vendor has registered **and has attached a copy** of the official certificate of registration as issued by the State Board of Elections. As a registered business entity, Vendor acknowledges a continuing duty to update the registration as required by the Act.

VENDOR (show Company name and DBA)

---

Signature\_\_\_\_\_

Printed Name\_\_\_\_\_

Title\_\_\_\_\_Date\_\_\_\_\_

Address\_\_\_\_\_

---

---



**Peoria Park District**  
**Certificate of Equal Employment Opportunity Compliance**  
**for**  
**Contractors and Vendors**

Disclosure of the information requested in this form is required by the Peoria Park District. Failure to properly complete and sign this form will result in it being returned unprocessed thereby resulting in a delay or denial of eligibility to bid.

As part of the Company's commitment to equal employment opportunity practices, this company does the following:

- Recruits, trains, upgrades, promotes and disciplines persons without regard to race, color, sex, religion, national origin, veteran status, age, mental or physical ability.
- Notifies all recruitment sources that all qualified applicants will be considered for employment without regard to race, color, sex, religion, national origin, veteran status, age, mental or physical ability.
- When advertising is used, specifies that all qualified applicants will be considered for employment without regard to race, color, sex, religion, national origin, veteran status, age, mental or physical ability.
- Notifies all labor organizations which furnish this company with any skilled or non-skilled labor of the Company's responsibility to comply with the equal employment opportunity requirements required in all contracts by the Peoria Park District.
- Notifies all of its sub-contractors of their obligation to comply with the equal employment opportunity requirements required in all contracts by the Peoria Park District.
- Has an affirmative action program that assures the company's fair employment practices are understood and carried out by all of its managerial, administrative and supervisory personnel.

Is the Company a minority/woman owned business (MBE/WBE)?  NO  YES, if yes  MBE or  WBE?

The Company does not discriminate against any employees or applicants for employment because of race, color, religion, sex, national origin, veteran status, age, mental or physical ability.

The Company does not maintain segregated facilities for any of its employees on the basis of race, religion, color, national origin, because of habit, local custom, or otherwise.

The Company has a written sexual harassment policy meeting the Illinois Department of Human Rights requirements.

By signing this form, the Company attests that it complies with all statements listed above as part of the Company's commitment to equal employment opportunity practices. The Company further agrees that it has completed the attached Workforce Profile Sheet truthfully, to the best of its knowledge.

\_\_\_\_\_  
 Company Name

\_\_\_\_\_  
 Company Address

\_\_\_\_\_  
 Signature of Company Official

\_\_\_\_\_  
 Name / Title

\_\_\_\_\_  
 Telephone Number & Fax Number

\_\_\_\_\_  
 Email Address

Rev. 9/2015

## WORKFORCE PROFILE

Job Classifications	Black Employees		White Employees		Hispanic Employees		Native American Employees		Asian Employees		Other Employees		TOTAL EMPLOYEES	
	M	F	M	F	M	F	M	F	M	F	M	F	M	F
1. Officials, Managers, Supervisors														
2. Professionals														
3. Technicians														
4. Sales														
5. Office/Clerical														
6. White Collar Trainees:														
7. Skilled Crafts:														
8. Apprentices:														
9. On-the-job Trainees:														
10. Semi-skilled														
11. Service Workers														
12. Unskilled														
<b>TOTALS</b>														

Company Name: \_\_\_\_\_

# WORKFORCE PROFILE INSTRUCTIONS

## RACE/ETHNIC IDENTIFICATION

WHITE (not of Hispanic origin): All persons having origins in any of the original peoples of Europe, North Africa, or the Middle East.

BLACK (not of Hispanic origin): All persons having origins in any of the Black racial groups of Africa.

HISPANIC: All persons of Mexican, Puerto Rican, Cuban, Central or South American, or other Spanish culture or origin, regardless of race.

ASIAN or PACIFIC ISLANDER: All persons having origins in any of the original peoples of the Far East, Southeast Asia, the Indian Subcontinent, or the Pacific Islands. This area includes, for example, China, India, Japan, Korea, the Philippine Islands, and Samoa.

NATIVE AMERICAN or ALASKAN NATIVE: All persons having origins in any of the original peoples of North America, and who maintain cultural identification through tribal affiliation or community recognition.

## DESCRIPTION OF JOB CLASSIFICATIONS

OFFICIALS, MANAGERS, AND SUPERVISORS - Occupations requiring administrative personnel who set broad policies, and exercise over-all responsibility for the execution of these policies, and direct individual departments or special phases of a firm's operations. Includes: officials, executives, middle management, plant managers, department managers/superintendents, salaried foremen who are members of management, purchasing agents and buyers, and kindred workers.

PROFESSIONALS - Occupations requiring either college graduation or experience of such kind and amount as to provide a comparable background. Includes: accountants/auditors, airplane pilots and navigators, architects, artists, chemists, designers, dietitians, editors, engineers, lawyers, librarians, mathematicians, natural scientists, personnel and labor relations workers, physical scientists, physicians, social scientists, teachers, and kindred workers.

TECHNICIANS - Occupations requiring combination of basic scientific knowledge and manual skill which can be obtained through about 2 years of post high school education, such as is offered in many technical institutes and junior colleges, or through equivalent on-the-job training. Includes: drafters, engineering aids, junior engineers, scientific assistants, surveyors, technical illustrators, technicians (medical, dental, electronic physical sciences), and kindred workers.

SALES WORKERS - Occupations engaging wholly or primarily in direct selling. Includes: advertising agents/salespersons, insurance agents/brokers, real estate agents/brokers, stock and bond salespersons, demonstrators, salespersons and sales clerks, and kindred workers.

OFFICE AND CLERICAL WORKERS - Includes all clerical type work regardless of level of difficulty, where the activities are predominantly non-manual though some manual work not directly involved with altering or transporting the products is included. Includes: bookkeepers, cashiers, collectors (bills and accounts), messengers and office couriers, office machine operators, shipping and receiving clerks, stenographers, typist and secretaries, telegraph and telephone operators, and kindred workers.

WHITE COLLAR TRAINEES - Persons engaged in formal training for official, managerial, professional, technical, sales, office and clerical occupations.

SKILLED CRAFTS - Manual worker of relatively high skill level having a thorough and comprehensive knowledge of the processes involved in their work. Exercise considerable independent judgment and usually receive an extensive period of training. Includes: the building trades hourly paid foremen and leadmen who are not members of management, mechanics and repairmen, skilled machining occupations, compositors and typesetters, electricians, engravers, job setters (metal), motion picture projectionists, pattern and model makers, stationary engineers, tailors and tailoresses, and kindred workers.

APPRENTICES - Persons employed in a program including work training and related instruction to learn a trade or craft which is traditionally considered an apprenticeship, regardless of whether the program is registered with a Federal or State agency.

ON-THE-JOB TRAINEES - Persons engaged in formal training for craftsmen when not trained under apprentice programs; semi-skilled, unskilled and service occupations.

SEMI-SKILLED WORKERS - Workers who operate machine or processing equipment or perform other factory-type duties of intermediate skill level which can be mastered in a few weeks and require only limited training.

SERVICE WORKERS - Workers in both protective and non-protective service occupations. Includes: attendants (hospital and other institution, professional and personal service), barbers, charwomen and cleaners, cooks (except household), counter and fountain workers, elevator operators, fire fighters, guards, watchmen and doorkeepers, stewards, janitors, police officers and detectives, porters, waiters and waitresses, and kindred workers.

UNSKILLED WORKERS - Workers in manual occupations which generally require no special training. Perform elementary duties that may be learned in a few days and require the application of little or no independent judgement. Includes: garage laborers, car washers and greasers, gardeners (except farm) and groundskeepers, longshoremen and stevedores, lumbermen, craftsmen and wood choppers, laborers performing lifting, digging, mixing loading and pulling operations, and kindred workers.

## **PLEASE BE ADVISED!**

Every party to a public contract and every party bidding on public contracts are required to have a written sexual harassment policy that contains:

- (1) a definition of sexual harassment under state law;
- (2) a description of sexual harassment utilizing examples;
- (3) a formalized complaint procedure;
- (4) a statement of victims rights;
- (5) directions on how to contact the Illinois Department of Human Rights – **Illinois companies.** **Out-of-State companies must include directions on how to contact the enforcement agency within their state.** Companies that issue a standard policy for all business locations must prepare an addendum providing directions on how to contact the appropriate enforcement agency.
- (6) a recitation that there cannot be any retaliation against employees who elect to file charges.

**Recommendation:** Your sexual harassment policy should be drafted in language easy to understand and any revisions should be reviewed by legal counsel. A copy of your policy should be posted in a prominent and accessible location to assure all employees will be notified of the company's position.

**In order to conduct business with the PEORIA PARK DISTRICT, you must have a written sexual harassment policy that conforms to the new ACT.**

**FAILURE TO DO SO  
WILL DISQUALIFY YOU AS AN ELIGIBLE VENDOR!!!**

*Please be advised, effective July 1, 1993, Governor Jim Edgar established under Executive Order Number 7 (Public Act 87-1257) that every party to a public contract and every party bidding on a public contract within the State of Illinois must have a written policy statement prohibiting sexual harassment. The following model policy statement is a draft copy provided for use in formulating your company's policy statement*

---

---

**SEXUAL HARASSMENT POLICY STATEMENT**

It is the responsibility of each individual employee to refrain from sexual harassment and it is the right of each individual employee to work in an environment free from sexual harassment.

**DEFINITION OF SEXUAL HARASSMENT**

According to the Illinois Human Rights Act, sexual harassment is defined as:

Any unwelcome sexual advances or requests for sexual favors or any conduct of a sexual nature when

1. submission to such conduct is made either explicitly or implicitly a term or condition of an individual's employment;
2. submission to or rejection of such conduct by an individual is used as the basis for employment decision(s) affecting such individual; or
3. such conduct has the purpose or effect of substantially interfering with an individual's work performance or creating an intimidating, hostile, or offensive working environment.

The courts have determined that sexual harassment is a form of discrimination under Title VII of the U.S. Civil Rights act of 1964, as amended in 1991. One such example is a case where a qualified individual is denied employment opportunities and benefits that are, instead, awarded to an individual who submits (voluntarily or under duress) to sexual advances or sexual favors. Another example is where an individual is subjected to unwelcome sexual conduct in order to receive an employment opportunity.

D R A F T

Other conduct commonly considered to be sexual harassment includes:

- ⇒ Verbal: Sexual innuendoes, suggestive comments, insults, humor and jokes about sex, anatomy or gender-specific traits, sexual propositions, threats, repeated requests for dates, or statement about other employees, even outside of their presence, of a sexual nature.
- ⇒ Non-Verbal: Suggestive or insulting sounds (whistling), leering, obscene gestures, sexually suggestive bodily gestures, "catcalls", "smacking" or "kissing" noises.
- ⇒ Visual: Posters, signs, pin-ups, slogans of a sexual nature.
- ⇒ Physical: Touching, unwelcome hugging or kissing, pinching, brushing the body, coerced sexual intercourse or actual assault.

Sexual harassment most frequently involves a man harassing a woman. However, it can also involve a woman harassing a man or harassment between members of the same gender.

The most severe and overt forms of sexual harassment are easier to determine; however, some sexual harassment is more subtle and depends to some extent on individual perception and interpretation. The trend in the courts is to assess sexual harassment by a standard of what would offend a "reasonable woman" or a "reasonable man", depending upon the gender of the alleged victim.

An example of the most subtle form of sexual harassment is the use of endearments. The use of terms such as "honey", "darling", and "sweetheart" is objectionable to many women who believe that these terms undermine their authority and their ability to deal with men on an equal and professional level.

Another example is the use of a compliment that could potentially be interpreted as sexual in nature. Below are three statements that might be made about the appearance of a woman in the workplace:

- ⇒ “That’s an attractive dress you have on.”
- ⇒ “That’s an attractive dress. It really looks good on you.”
- ⇒ “That’s an attractive dress. You really fill it out well.”

The first statement appears to be simply a compliment. The last is most likely to be perceived as sexual harassment depending on individual perceptions and values. To avoid the possibility of offending an employee, it is best to follow a course of conduct above reproach, or to err on the side of caution.

**RESPONSIBILITY OF INDIVIDUAL EMPLOYEES**

Each individual employee has the responsibility to refrain from sexual harassment in the workplace. An individual employee who harasses a fellow worker is, of course, liable for his or her individual conduct. The harassing employee will be subject to disciplinary action up to and including discharge in accordance with company/organization policy or a collective bargaining agreement, as appropriate.

**RESPONSIBILITY OF SUPERVISORY PERSONNEL**

Each supervisor is responsible for maintaining a workplace free of sexual harassment. This is accomplished by promoting a professional environment and by dealing with sexual harassment as with all other forms of employee misconduct.

The courts have found companies/organizations as well as supervisors can be held liable for damages related to sexual harassment by a manager, supervisor, employee, or third party (an individual who is not an employee but does business with a company/organization, such as a contractor, customer, sales representative, or repair person).

Liability is based either on a company/organization's responsibility to maintain a certain level of order and discipline, or on the supervisor acting as an agent of the company/organization. As such, supervisors must act quickly and responsibly, not only to minimize their own liability, but also that of the company/organization.



**RESOLUTION OUTSIDE THE COMPANY/ORGANIZATION**

It is hoped that most sexual harassment complaints and incidents can be resolved within a company/organization. However, an employee has the right to contact the Illinois Department of Human Rights (IDHR) or the U.S. Equal Employment Opportunity Commission (EEOC) about filing a formal complaint. An IDHR complaint must be filed within 180 days of the alleged incident(s) unless it is a continuing offense. A complaint with EEOC must be filed within 300 days.

***Illinois Department of Human Rights***

- (217) 785-5100 – Springfield
- (217) 785-5125 – TDD Springfield
- (312) 814-6200 – Chicago
- (312) 263-1579 – TDD Chicago

***Illinois Human Rights Commission***

- (217) 785-4350 – Springfield
- (217) 785-5125 – TDD Springfield
- (312) 814-6269 – Chicago
- (312) 814-4760 – TDD Chicago

***U.S. Equal Employment Opportunity Commission***

- (312) 353-2613 – Chicago District Office
- (800) 669-4000 – Toll Free Within State of Illinois
- (800) 669-6820 – TDD Chicago

An employee who is suddenly transferred to a lower paying job or passed for promotion, after filing a complaint with IDHR or EEOC, may file a retaliation charge, also due 180 days (IDHR) or 300 days (EEOC) from the alleged retaliation.

An employee who has been physically harassed or threatened while on the job may also have grounds for criminal charges of assault and battery.

**FALSE AND FRIVOLOUS COMPLAINTS**

False and frivolous charges refer to cases where the accuser is using a sexual complaint to accomplish some end other than stopping sexual harassment. It does not refer to charges made in good faith which cannot be proven. Given the seriousness of the consequences for the accused, a false and frivolous charge is a severe offense that can itself result in disciplinary action.



## ILLINOIS DRUG FREE WORKPLACE CERTIFICATION

The undersigned Contractor/Vendor hereby certifies that it will comply with all provisions of the Illinois Drug Free Workplace Act of 1991.

Dated this \_\_\_\_\_ day of \_\_\_\_\_, 20 \_\_\_\_\_

Contractor/Vendor

\_\_\_\_\_

By: \_\_\_\_\_



## SUBSTANCE ABUSE PREVENTION PROGRAM CERTIFICATION

Project Name: \_\_\_\_\_

Location: \_\_\_\_\_

The Substance Abuse Prevention on Public Works Act Public Act 95-0635, prohibits the use of drugs and alcohol, as defined in the Act, by employees of the Contractor and by employees of all approved Subcontractors while performing work on a public works project. The Contractor/Subcontractor herewith certifies that it has a superseding collective bargaining agreement or makes the public filing of its written substance abuse prevention program for the prevention of substance abuse among its employees who are not covered by a collective bargaining agreement dealing with the subject as mandated by the Act.

A. The undersigned representative of the Contractor/Subcontractor certifies that the contracting entity has signed collective bargaining agreements that are in effect for all of its employees, and that deal with the subject matter of Public Act 95-0635.

\_\_\_\_\_  
Contractor/Subcontractor

\_\_\_\_\_  
Name of Authorized Representative (type or print)

\_\_\_\_\_  
Title of Authorized Representative (type or print)

\_\_\_\_\_  
Signature of Authorized Representative Date

B. The undersigned representative of the Contractor/Subcontractor certifies that the contracting entity has in place, for all of its employees not covered by a collective bargaining agreement that deals with the subject of the Act, the attached substance abuse prevention program that meets or exceeds the requirements of Public Act 95-0635.

\_\_\_\_\_  
Contractor/Subcontractor

\_\_\_\_\_  
Name of Authorized Representative (type or print)

\_\_\_\_\_  
Title of Authorized Representative (type or print)

\_\_\_\_\_  
Signature of Authorized Representative Date



## CERTIFICATION OF SAFETY COMPLIANCE

The undersigned Contractor/Vendor hereby certify that they and their sub-contractors will comply with any and all prevailing occupational safety and health standards including, but not limited to the following: hazard communication, hearing conservation, respirator use, permit required confined space entry, scaffolding, personal protective equipment, ladder usage, ventilation, flammable and combustible liquids handling and storage and lockout/tagout. Such compliance may include a training component or require a written program of compliance.

Dated this day of \_\_\_\_\_, 20 \_\_\_\_\_.

CONTRACTOR/VENDOR: \_\_\_\_\_

By: \_\_\_\_\_

**PLEASURE DRIVEWAY AND PARK DISTRICT  
OF PEORIA, ILLINOIS**

Individual Contractor Form

**CONTRACTOR CERTIFICATION**

I, \_\_\_\_\_, do hereby certify that I am a contractor who has not been barred from bidding on a public contract as a result of a violation of either Section 33E-3 (bid-rigging) or Section 33E-4 (bid rotating) of the Illinois Criminal Code, Illinois Compiled Statutes 720 ILCS 5/33E-3 and 5/33E-4.

\_\_\_\_\_  
Contractor

By: \_\_\_\_\_

Subscribed and Sworn before me this \_\_\_\_\_ day of \_\_\_\_\_, 20\_\_\_\_

\_\_\_\_\_  
Notary Public

My Commission Expires \_\_\_\_\_, 20\_\_\_\_

**PLEASURE DRIVEWAY AND PARK DISTRICT  
OF PEORIA, ILLINOIS**

Corporate or Partnership Contractor Form

**CONTRACTOR CERTIFICATION**

I, \_\_\_\_\_, a duly authorized agent of  
(Agent)

\_\_\_\_\_, do hereby certify that neither  
(Contractor)

\_\_\_\_\_, nor any individual presently  
(Contractor)

affiliated with \_\_\_\_\_, has been barred from  
(Contractor)

bidding on a public contract as a result of a violation of either Section 33E-3 (bid-rigging) or Section 33E-4 (bid rotating) of the Illinois Criminal Code, Illinois Compiled Statutes, 720 ILCS 5/33E-3 and 5/33E-4.

\_\_\_\_\_  
Contractor

By: \_\_\_\_\_

Subscribed and Sworn before me this \_\_\_\_\_ day of \_\_\_\_\_, 20\_\_\_\_

\_\_\_\_\_  
Notary Public

My Commission Expires \_\_\_\_\_, 20\_\_\_\_

**MAJOR SUBCONTRACTORS LIST**

The following tabulation of Major Subcontractors shall be attached and made a condition of the Bid. The Bidder expressly understands and agrees to the following provisions:

- A. If awarded a Contract as a result of this Bid, the major subcontractors used in the prosecution of the work will be those listed below.
- B. The following list includes all subcontractors who will perform work representing 5% (five percent) or more of the total Base Bid.
- C. The subcontractors listed below are financially responsible and are qualified to perform the work required.
- D. The subcontractors listed below comply with the requirements of the Contract Documents.
- E. Any substitutions in the subcontractors listed below shall be requested in writing by the Contractor and must be approved in writing by the Owner. No sub-subcontractors will be allowed unless specifically stated on the form. All pertinent financial, performance, insurance and other applicable information shall be submitted with the request for substitution(s). Owner shall respond to such requests within 14 calendar days following the submission of all necessary information to the full satisfaction of the Owner.
- F. Failure to submit the list of Major Subcontractors as stated herein shall constitute a material variation from the Invitation to Bid; and any such Bid may be rejected by the Owner.

Subcontractor Name	Address	Telephone	Area of Work	Minority/Women Owned Business (Yes/No)

(Attach additional sheets if required)

END OF MAJOR SUBCONTRACTORS FORM

**Directory of Minority and Women Owned Enterprises  
Compiled from City of Peoria Equal Opportunity Office  
Peoria Housing Authority  
Peoria Park District**

<b>Absolute Risk Management Strategies</b> Kelly Peterson	MBE Construction Safety, Job Site Safety Plan Development, Job Site Risk Assessment, Construction OSHA Training 416 Main St., Suite 533, Peoria, IL 61602	309-222-4050
<b>Adams Septic &amp; Sewer Services, Inc.</b> Michelle Adams	WBE Septic and Sewer Contractor 1641 N. Tiber Ridge Ct., East Peoria, IL 61611	309-691-6113
<b>AFE Construction, Inc.</b> Tommy and Monica Arbuckle	WBE General Contractor WBE P.O. Box 199, Mackinaw, IL 61755	309-208-3092 <a href="mailto:tommy.AFEINC@hotmail.com">tommy.AFEINC@hotmail.com</a>
<b>Alexander Brother Construction</b> Allester Alexander	MBE Concrete, Demolition, Excavating, Landscaping Trucking P.O. Box 1508 Peoria, IL 61605	309-713-3010 <a href="mailto:abrosconst@aol.com">abrosconst@aol.com</a>
<b>A &amp; L Salvage, Inc.</b> Archie Brown	MBE Clean Up, Tree Cutting & Removal, Truck Salvaging 824 W. Brons, Peoria, IL 61604	309-682-4412
<b>A. Lucas &amp; Sons Steel</b> Margaret Hanley	WBE Structural Steel Fabrication 1328 SW Washington, Peoria, IL 61602	309-673-8547 309-673-7213 Fax <a href="mailto:Margaret@alucasiron.com">Margaret@alucasiron.com</a>
<b>Ambri Inc.</b> Robert J. Hunt. Jr.	MBE Drywall, Flooring, Painting, Cabinetry 9101 S. Nashville Ave., Oak Lawn, IL 60453	708-634-6303 Ph/ Fax
<b>Atherton, P.A.</b> Patricia Atherton	WBE Asphalt, Concrete, Demolition, Excavation 57 Eichorn Road, Spring Bay, IL 61611	309-822-8575 309-822-8782 Fax
<b>A Unique Maintenance Service</b> Andrea McKnight	MBE Commercial and Industrial Construction Cleanup 2101 N. North St., Peoria, IL 61604	309-685-7197 309-685-4472 Fax
<b>BMI Contractors and Associates</b> Sammy L Hobson	MBE Excavation, Environmental Services, Concrete 1123 MacQueen, Peoria, IL 61604 <a href="mailto:bmiccontractorsandassociates@comcast.net">bmiccontractorsandassociates@comcast.net</a>	30-657-4469 309-713-1569
<b>Braun Excavating, Inc.</b> Teresa Braun	WBE Demolition, Digging of Footings, Excavation, Pipe Laying 24 Gulf Stream, Bartonville, IL 61607	309-697-5454 309-697-6567 Fax
<b>Brown, Leo Trucking, Inc.</b> Leo Brown	MBE Trucking/Hauling P. O. Box 9057, Peoria, IL 61612	309-685-6710 309-685-0759 Fax
<b>Buddy's Landscaping</b> Dexter Davis	MBE Landscaping P. O. Box 1836, Bloomington, IL 61702	309-824-9211 309-454-3342 Fax <a href="mailto:dexterdavis2@aol.com">dexterdavis2@aol.com</a>
<b>Central IL Consulting Inc.</b> Jessica Youngman	WBE Land Surveying 416 Germantown Rd., Germantown, IL 61548	309-383-3156 <a href="mailto:youngman@mtco.com">youngman@mtco.com</a>
<b>Central IL Rebar Insulators</b> Roger Fleming	MBE Structural Steel and Rebar Replacement 4719 Ridgelawn, Peoria, IL 61615	309-258-1379 888-387-5716 Fax
<b>Central Landscaping</b> Donna Brandenburg	WBE Landscaping 12512 Mendell Rd., Princeville, IL 61559	309-385-4832 309-385-2644 Fax
<b>CJL Landscaping, Inc.</b> Rebecca J. Kelch	WBE Landscaping 10902 W. U. S. Highway 150, Brimfield, IL 61517	309-691-9200 309-691-5131 Fax <a href="mailto:meinders_81@yahoo.com">meinders_81@yahoo.com</a>
<b>Clevenger Contractors Inc.</b> Misty Bahman	WBE Guardrail, Bridge Rail, Seeding, Fencing 355 Naples Rd., P.O. Box 19, Bluffs, IL 62621 <a href="http://www.clevengercontractor.com">www.clevengercontractor.com</a>	217-754-3411 217-754-3537 Fax <a href="mailto:clever@irtc.net">clever@irtc.net</a>

<b>CNS Forestry &amp; Landscaping LLC</b> Christine Schilling	WBE Landscaping, Seeding, Sodding, Tree Removal 1813 1000 <sup>th</sup> St., Lincoln, IL 62656	217-792-3808 217-792-3808 Fax
<b>Cordova Construction</b> Tina Christopher	WBE Concrete Removal, Curb & Gutter Removal, Sidewalk Removal 2424 N. Ellory Road, Peoria, IL 61615	309-674-8810
<b>Cornerstone Builders &amp; Developers</b> Ron Touilly	WBE 6129 W. Southport Rd., Peoria, IL 61615 <a href="http://www.cornerstonebd.com">www.cornerstonebd.com</a>	309-674-9000 309-673-7783 Fax <a href="mailto:info@cornerstonebd.com">info@cornerstonebd.com</a>
<b>Creative Touch Painting</b> Chris Ridge	MBE Painting Exterior/Interior 3318 N. Isabell Ave., Peoria, IL 61604	309-229-1253 309-643-7400(cell) <a href="mailto:info@creativetouchpnt.com">info@creativetouchpnt.com</a>
<b>CSS (Construction Specialties &amp; Services)</b> Dave Suzuki	MBE Building Specialties, Design, Engineering, Estimating P. O. Box 120703 Peoria, IL 61614	309-685-8453 <a href="mailto:sai@sai-x.com">sai@sai-x.com</a>
<b>CWG Incorporated</b> Teresa E. Gustafson	WBE Demolition, Excavation, Trucking 24635 Cooper Rd., Morton, IL 61550	309-208-5461 (cell) 309-208-8899 (cell) <a href="mailto:tgusdesigns@yahoo.com">tgusdesigns@yahoo.com</a>
<b>Davis Brothers Construction Company</b> Russell Davis	MBE Trucking/Hauling 1522 W. Kettelle St. Peoria, IL 61605	309-683-6931
<b>DECA Realty</b> Eddie J. Washington	MBE Real Estate Broker, Appraiser 417 W. Main, Peoria, IL 61606	309-637-3322 309-682-3922 Fax
<b>Design Air Inc.</b> Courtney Eston	MBE Commercial Air Duct Cleaning 3806 W. Hearthwood Dr., Dunlap, IL 61525 <a href="http://www.designair-inc.com">www.designair-inc.com</a>	309-693-8632 309-243-2102 Fax <a href="mailto:cle@designair-inc.com">cle@designair-inc.com</a>
<b>E &amp; D Trucking and Hauling, Inc.</b> Eddie Proctor	MBE Trucking/Hauling 1913 N. Idaho, Peoria, IL 61604	309-682-4336 309-251-6736 Cell <a href="mailto:proctor13@comcast.net">proctor13@comcast.net</a>
<b>Flessner Electric</b>	WBE Electrical 3600 S. Cameron Ln., Mapleton, IL 61547	309-697-2484
<b>Fire &amp; Ice Heating and Air</b> J.T. Toombs	MBE HVAC Maintenance, Installment 922 W. Smith St., Peoria, IL 61605	309-219-3708
<b>Foster-Jacob Electric</b> Emily Rudesill	WBE Electrical 826 W. Main St., Peoria, IL 61606	309-674-8129
<b>Fuhrmann Engineering Inc.</b> Matt Smith	WBE Civil Engineers / Land Surveyors 456 Fulton St., Suite 146 <a href="http://www.fuhrmann-eng.com">www.fuhrmann-eng.com</a>	309-713-3498 Ext. 5 <a href="mailto:msmith@fuhrmann-eng.com">msmith@fuhrmann-eng.com</a>
<b>Garza Heating &amp; Cooling</b>	MBE HVAC 1304 S. Western Ave., Peoria, IL 61605	309-645-6294
<b>GIVSCO Construction</b> Ronnie Givens	MBE General Contractor 2321 Lakeshore Dr., Pekin, IL 61554	309-620-9127 <a href="mailto:info@GIVSCO.com">info@GIVSCO.com</a>
<b>Gutters &amp; More</b> Kristine Stone-Rainey	WBE Roofing 157 Thunderbird Ln., East Peoria, IL 61611 <a href="http://www.gutters&amp;moreinc.com">www.gutters&amp;moreinc.com</a>	309-694-4000 309-694-3356 Fax <a href="mailto:ksr@gutters-more.com">ksr@gutters-more.com</a>
<b>Hancock Trucking, Inc.</b> Nancy Hancock	WBE Trucking/Hauling 30570 Hancock Road, Mackinaw, IL 61755	309-447-6733
<b>Hanley Steel, Inc.</b> Jill Hanley	WBE Fabricated Structural and Miscellaneous Steel 8811 N. Industrial Rd., Peoria, IL 61615	309-692-5250 309-692-5251 Fax
<b>Heart Technologies</b> Jim Bainter, Brad Armstrong	WBE Data\Telephone Communication and Construction 3105 N. Main Street, Peoria, IL 61611	309-427-7000 309-427-7007 Fax
<b>Hermann &amp; Associates</b> Alisha Hermann	WBE Consultant Engineering 5835 N. Galena Rd., Peoria, IL 61614	309-687-5566 309-687-0571 Fax

<b>Hoops Painting</b> Monty Hoops	MBE Painting 136 Middle Park Dr., Canton, IL 61520	309-224-0736
<b>Horan Construction, Inc.</b> Susan Arnholt	WBE Carpentry, Concrete, Demolition, General, Wrecking 1720 W. Chanute Road, Peoria, IL 61615	309-691-3133 309-691-1841 Fax
<b>Infrastructure Engineering</b> Thu Truitt	MBE Civil Engineering 456 Fulton St., Suite 104, Peoria, IL 61602	309-637-9200 309-637-9210
<b>Intech Innovations</b> John McCrary	WBE Audio/Video Design and Integration Washington, IL 61571 <a href="http://www.intechinnovations.com">www.intechinnovations.com</a>	309-370-6676 309-745-9691 Fax <a href="mailto:jmccrary@intechinnovations.com">jmccrary@intechinnovations.com</a>
<b>JC Construction</b> Frank Coates	MBE General 3609 N. Woodvine Terrace, Peoria, IL 61605	309-303-3919 Cell <a href="mailto:fcoates1@yahoo.com">fcoates1@yahoo.com</a>
<b>J &amp; K Construction</b> James Tillman	MBE General 4003 N. Rochelle, Peoria, IL 61615	309-685-8554 309-685-8554 Fax <a href="mailto:tesinc@comcast.net">tesinc@comcast.net</a>
<b>JM Industrial Supply</b> Ron Givens	MBE Maintenance Items, Tools, Soaps 2323 Lakeshore, Pekin, IL 61554	309-346-5796 309-347-5100 Fax
<b>Kahbeah Contracting &amp; Trucking</b> Larry Kahbeah	MBE Trucking/Hauling 510 N. Yates, P. O. Box 56, Tallula, IL 62688	217-634-4157 217-634-4157 Fax
<b>Kreiling Roofing Co.</b>	WBE Slate, Wood Shakes, Tile, Thatch, Custom Fabricated Copper and Steel, Residential and Commercial 2335 W. Altorfer Dr., Peoria, IL 61615	309-673-3649 info@kreiling.com
<b>LV Enterprise</b> John L. Palmer	MBE Trucking/Hauling 303 E. Archer Avenue, Peoria, IL 61603	309-657-2420 309-682-8872 Fax
<b>M &amp; A Plumbing</b> Michael Abner	MBE Plumbing 6216 N. Devonshire Avenue, Peoria, IL 61615	309-689-0133 309-689-0133 Fax
<b>M &amp; L Plumbing</b> Manzell Lawson	MBE Plumbing 1309 W. Lincoln, Peoria, IL 61605	309-674-8466
<b>Mid-Illinois Companies, Corp.</b> Debra Young	WBE Metal Framing, Insulation, Drywall, Plaster & Exterior Insulation, Acoustical Ceilings and Wall Panels, Painting and Wall Covering, Access Flooring 905 NE Adams St., Peoria, IL 61603	309-674-0717 <a href="mailto:dyoung@mic123.com">dyoung@mic123.com</a>
<b>Midwest Construction Services</b> Sheila Shover	M/WBE Traffic Control Products, Trucking/Hauling P. O. Box 4185, Bartonville, IL 61607	309-697-1000 309-697-1004 Fax <a href="mailto:sshoyer@mcstraffic.com">sshoyer@mcstraffic.com</a>
<b>Millennia Professional Services of IL</b> Paul Moreno	MBE Civil Engineering, Erosion Control, Landscaping, Sewer Construction, Surveying, Retaining Walls 850 N. Main St., Morton, IL 61550 <a href="http://www.mps-il.com">www.mps-il.com</a>	309-321-8141 309-321-8142 <a href="mailto:sdietz@mps-il.com">sdietz@mps-il.com</a>
<b>Molleck Electric</b>	WBE Electrical 14926 W. Winchester Dr., Brimfield, IL 61517	309-446-3483
<b>Ordaz Construction Co. Inc.</b> Elizabeth Ordaz Mercer	WBE Concrete 10088 Modena Rd., Wyoming, IL 61491 <a href="http://www.ordazco.com">www.ordazco.com</a>	309-693-3338 309-693-5505 Fax <a href="mailto:lindahall@odazco.com">lindahall@odazco.com</a>
<b>Porter, V. L.</b> Vincent Porter	MBE Concrete, General 500 W. North, Suite 10, Springfield, IL 62704	217-744-8050
<b>RNS Electric Inc.</b> Regina Slonneger	WBE Electrical 28558 Irish Lane, Washington, IL 61571	309-444-5200 309-444-5201 Fax <a href="mailto:rns@att.net">rns@att.net</a>
<b>Rudd Trucking</b> Nanette Jenkins-Rudd	WBE Trucking/Hauling 107 Washington St., Kingston Mines, IL 61539	309-389-4150 309-389-2849 Fax

<b>Rufus Construction Company</b> Rufus Nelson	MBE Painting, Roofing, Remodeling 1819 S. Idaho Street, Peoria, IL 61605	309-673-6776 309-497-9453 Cell
<b>Searle Trucking, Inc.</b> Debbie Searle	WBE Trucking/Hauling P.O. Box 4142, Bartonville, IL 61607	309-686-0708 309-688-5365 Fax <a href="mailto:searletrkn@comcast.net">searletrkn@comcast.net</a>
<b>Tabitha Ventures, Inc.</b> Edward O. Taiwo	MBE Asphalt, Concrete, Demolition, Earthwork, Electrical, Excavation, General, HVAC, Landscaping, Painting, Plumbing, Resurfacing, Roofing, Trucking/Hauling 2000 W. Pioneer Parkway, Suite 7B, Peoria, IL 61615 <a href="http://www.tabithainc.com">www.tabithainc.com</a>	309-692-1473 309-692-1564 Fax  <a href="mailto:Edward@tabithainc.com">Edward@tabithainc.com</a>
<b>TEMCO Heating &amp; AC</b> Ellen Robinson	WBE Heating & AC 913 Laramie St., Peoria, IL 61605	309-637-7746
<b>The Communication Connection</b> Jennifer Stone	WBE Communication, Wire & Cable, Electrical & Telephone Products 604 Filmore Street, Harrisburg, PA 17104	717-561-7267
<b>Three Cross Development</b> J. T. Donelson	MBE Concrete, General, Sidewalk, Drywall, Painting Roofing, Electrical, Plumbing, Trucking/Hauling 1519 W. Millman, Peoria, IL 61605	309-637-1238
<b>Thompson Brothers Inc.</b> Todd Thompson	MBE General Carpentry & Construction, Interior Finishes, Millwork P.O. Box 313, Pekin, IL 61555	309-613-0254 <a href="mailto:thompsonbros@me.com">thompsonbros@me.com</a>
<b>Thornton Rave</b> dba Illini Concrete Co. of Illinois	MBE Precast & Prestressed Concrete, Demolition, Excavating, Grading, Drainage, Aggregate Bases & Surfaces, Pavement Patching 929 E. Grove St., Suite A, Bloomington, IL 61701	309-585-2376 309-585-2472 Fax
<b>Tillman Electric</b> James Tillman	MBE Electrical 4003 N. Rochelle, Peoria, IL 61615	309-685-8554 309-264-3903 Cell
<b>Willie Venable Construction</b> Willie Venable	MBE Construction, Concrete Removal, Demolition 1000 E. Wilcox, Peoria, IL 61605	309-686-1429 309-360-0757 Cell
<b>Willis Electric</b> Phyllis Willis	WBE Electrical P.O. Box 545, Chillicothe, IL 61523	309-579-2926 <a href="mailto:Willi158@mchsi.com">Willi158@mchsi.com</a>

## PREVAILING WAGE FOR PEORIA COUNTY 9/24/2018

County	Trade Title	Region	Type	Class	Base Wage	Foreman Wage	OT M-F	OT Sa	OT Su	OT Hol	H/W	Pension	Vacation	Training	Other Fringe Benefit
Peoria	ASBESTOS ABT-GEN	All	BLD		26.89	28.39	1.5	1.5	2	2	7.8	18.85	0	0.8	0
Peoria	ASBESTOS ABT-GEN	All	HWY		30.53	32.03	1.5	1.5	2	2	8.2	21.45	0	0.85	0
Peoria	ASBESTOS ABT-MEC	All	BLD		32.78	35.28	1.5	1.5	2	1.5	12.92	11.82	0	0.72	0
Peoria	BOILERMAKER	All	BLD		39.5		2	2	2	2	7.07	12.47	0	0.4	0
Peoria	BRICK MASON	All	BLD		34.1	35.6	1.5	1.5	2	2	10.35	11.32	0	0.82	0
Peoria	CARPENTER	All	BLD		32.46		1.5	1.5	1.5	1.5	8.55	18	0	0.54	0
Peoria	CARPENTER	All	HWY		34.66	36.91	1.5	1.5	2	2	8.55	18.6	0	0.52	0.13
Peoria	CEMENT MASON	All	BLD		31.03		1.5	1.5	2	2	8.25	16.4	0	0.74	0
Peoria	CEMENT MASON	All	HWY		32.73	34.23	1.5	1.5	2	2	8.5	17.27	0	0.63	0
Peoria	CERAMIC TILE FNSHER	All	BLD		31.78	31.78	1.5	1.5	2	2	10.35	11.32	0	0.8	0
Peoria	ELECTRIC PWR EQMT OP	All	ALL		45.09	56.52	1.5	1.5	2	2	7.1	12.62	0	0.45	0
Peoria	ELECTRIC PWR GRNDMAN	All	ALL		30.81	56.52	1.5	1.5	2	2	6.67	8.62	0	0.31	0
Peoria	ELECTRIC PWR LINEMAN	All	ALL		50.11	56.52	1.5	1.5	2	2	7.25	14.03	0	0.5	0
Peoria	ELECTRIC PWR TRK DRV	All	ALL		32.32	56.52	1.5	1.5	2	2	6.72	9.05	0	0.32	0
Peoria	ELECTRICIAN	All	BLD		36.51	38.51	1.5	1.5	2	2	7.65	12.92	0	1.52	0
Peoria	ELECTRONIC SYS TECH	All	BLD		28.25		1.5	1.5	2	2	7.35	11.15	0	0.4	0
Peoria	ELEVATOR CONSTRUCTOR	All	BLD		44.78	50.38	2	2	2	2	15.43	16.61	3.58	0.61	0
Peoria	GLAZIER	All	BLD		35.37		1.5	1.5	2	2	10.85	8.3	0	1.25	0
Peoria	HT/FROST INSULATOR	All	BLD		43.7	46.2	1.5	1.5	2	1.5	12.92	13.16	0	0.72	0
Peoria	IRON WORKER	All	BLD		32.41	34.31	1.5	1.5	2	2	11.01	16.32	0	1.31	0
Peoria	IRON WORKER	All	HWY		36.82		1.5	1.5	2	2	10.66	15.47	0	0.64	0
Peoria	LABORER	All	BLD		30.05		1.5	1.5	1.5	1.5	7.8	18.85	0	0.8	0
Peoria	LABORER	All	HWY		29.78	31.28	1.5	1.5	2	2	8.2	21.45	0	0.8	0
Peoria	LABORER, SKILLED	All	BLD		26.29		1.5	1.5	2	2	9.67	19.9	0	0.8	0
Peoria	LABORER, SKILLED	All	HWY		30.08	33.08	1.5	1.5	2	2	8.2	16.68	0	0.8	4.8
Peoria	LATHER	All	BLD		32.46	34.71	1.5	1.5	2	2	8.55	18	0	0.54	0
Peoria	MACHINERY MOVER	All	HWY		36.82	38.82	1.5	1.5	2	2	10.66	15.47	0	0.64	0
Peoria	MACHINIST	All	BLD		48.38	50.88	1.5	1.5	2	2	7.23	8.95	1.85	1.47	0
Peoria	MARBLE FINISHERS	All	BLD		31.78	31.78	1.5	1.5	2	2	10.35	11.32	0	0.8	0
Peoria	MARBLE MASON	All	BLD		34.02	35.27	1.5	1.5	2	2	10.35	11.32	0	0.82	0
Peoria	MILLWRIGHT	All	BLD		31.74		1.5	1.5	1.5	1.5	8.45	17.72	0	0.54	0
Peoria	MILLWRIGHT	All	HWY		35.01	37.26	1.5	1.5	2	2	8.55	18.8	0	0.52	0
Peoria	OPERATING ENGINEER	All	BLD	1	40.01	43.01	1.5	1.5	2	2	10	19.73	0	3.3	0
Peoria	OPERATING ENGINEER	All	BLD	2	37.07	43.01	1.5	1.5	2	2	10	19.73	0	3.3	0
Peoria	OPERATING ENGINEER	All	BLD	3	32.21	43.01	1.5	1.5	2	2	10	19.73	0	3.3	0
Peoria	OPERATING ENGINEER	All	HWY	1	40.02	45.02	1.5	1.5	2	2	10	12.23	0	1.65	9.28
Peoria	OPERATING ENGINEER	All	HWY	2	36.83		1.5	1.5	2	2	0	19.23	0	0	12
Peoria	OPERATING ENGINEER	All	HWY	3	32.22	43.02	1.5	1.5	2	2	10	19.73	0	3.3	0
Peoria	PAINTER	All	ALL		36.1		1.5	1.5	1.5	2	11.55	8.2	0	1.35	0
Peoria	PAINTER SIGNS	All	BLD		33.92	38.09	1.5	1.5	1.5	1.5	2.6	2.71	0	0	0
Peoria	PILEDRIVER	All	BLD		33.46	35.71	1.5	1.5	2	2	8.55	18	0	0.54	0
Peoria	PILEDRIVER	All	HWY		34.66	36.91	1.5	1.5	2	2	8.55	18.6	0	0.52	0
Peoria	PIPEFITTER	All	BLD		42.3	46.53	1.5	1.5	2	2	7.25	11.6	0	1.55	1.8
Peoria	PLASTERER	All	BLD		29	30.25	1.5	1.5	2	2	8.15	16.19	0	0.8	0

County	Trade Title	Region	Type	Class	Base Wage	Foreman Wage	OT M-F	OT Sa	OT Su	OT Hol	H/W	Pension	Vacation	Training	Other Fringe Benefit
Peoria	PLUMBER	All	BLD		36.12		1.5	1.5	2	2	7.25	14.96	0	1	0
Peoria	ROOFER	All	BLD		31.5	34.65	1.5	1.5	2	2	9	9.7	0	0.3	0
Peoria	SHEETMETAL WORKER	All	BLD		33.47	35.14	1.5	1.5	2	2	9.87	17.49	0	0.95	0
Peoria	SIGN HANGER	ALL	HWY		36.82	38.82	1.5	1.5	2	2	10.66	15.47	0	0.64	0
Peoria	SPRINKLER FITTER	ALL	BLD		37.12	39.87	1.5	1.5	2	2	8.42	8.5	0	0.35	0
Peoria	STEEL ERECTOR	ALL	HWY		36.82	38.82	1.5	1.5	2	2	10.66	15.47	0	0.64	0
Peoria	STONE MASON	All	BLD		34.1	35.6	1.5	1.5	2	2	10.35	11.32	0	0.82	0
Peoria	TERRAZZO FINISHER	All	BLD		31.78	31.78	1.5	1.5	2	2	10.35	11.32	0	0.8	0
Peoria	TERRAZZO MASON	All	BLD		34.02	35.27	1.5	1.5	2	2	10.35	11.32	0	0.82	0
Peoria	TILE MASON	All	BLD		34.02	35.27	1.5	1.5	2	2	10.35	11.32	0	0.82	0
Peoria	TRUCK DRIVER	All	ALL	1	37.85		1.5	1.5	2	2	11.65	6.12	0.25	0	1.18
Peoria	TRUCK DRIVER	All	ALL	2	36.67		1.5	1.5	1.5	1.5	12.16	5.89	0	0.25	18.05
Peoria	TRUCK DRIVER	All	ALL	3	37.85		1.5	1.5	2	2	11.65	6.12	0	0.25	1.03
Peoria	TRUCK DRIVER	All	ALL	4	37.25	40.25	1.5	1.5	2	2	0	0	0	0	18.3
Peoria	TRUCK DRIVER	All	ALL	5	39.21	41.07	1.5	1.5	2	2	12.65	6.12	0	0.25	0
Peoria	TRUCK DRIVER	All	O&C	1	28.92	31.92	1.5	1.5	2	2	0	0	0	0	18.3
Peoria	TRUCK DRIVER	All	O&C	2	29.34	32.34	1.5	1.5	2	2	0	0	0	0	18.3
Peoria	TRUCK DRIVER	All	O&C	3	30.28	32.86	1.5	1.5	2	2	12.65	6.12	0	0.25	0
Peoria	TRUCK DRIVER	All	O&C	4	29.8	32.8	1.5	1.5	2	2	0	0	0	0	18.3
Peoria	TRUCK DRIVER	All	O&C	5	31.37	32.86	1.5	1.5	2	2	12.65	6.12	0	0.25	0
Peoria	TUCKPOINTER	All	BLD		34.1	35.6	1.5	1.5	2	2	10.35	11.32	0	0.82	0

## SAMPLE ADDENDUM

Peoria Park District  
Planning, Design and Construction Department  
1314 N. Park Road  
Peoria, IL 61604  
Telephone: (309) 686-3386

ADDENDUM NO. \_\_\_\_\_

PROJECT TITLE: \_\_\_\_\_

ISSUANCE DATE: \_\_\_\_\_

LOCATION: \_\_\_\_\_

The proposed Contract Documents for this Work are modified as follows:

- I. **DRAWINGS**: (Delete/Change/Modify/Etc.)
  
- II. **PROJECT MANUAL/SPECIFICATIONS/GENERAL CONDITIONS/ETC.:**  
(Delete/Change/Modify/Etc.)
  
- III. **INVITATION TO BID**: (Delete/Change/Modify/Etc.)

END OF ADDENDUM NO. \_\_\_\_\_

(Addendum may be bound into Project Manual, attached to front cover, faxed, mailed or delivered to bidders.)

Addendum No. \_\_\_\_\_  
Page 1 of 1



**Pleasure Driveway and Park District of Peoria, Illinois**  
**Sample Agreement Between Owner and Contractor**

---

This **AGREEMENT** for

ACCU REPLACEMENT  
LAKEVIEW RECREATION CENTER

is made as of the \_\_\_\_\_ day of \_\_\_\_\_ in the year of Two Thousand Eighteen (2018)

**Between the Owner:**

PLEASURE DRIVEWAY AND PARK DISTRICT OF PEORIA, ILLINOIS  
1125 W. LAKE AVENUE  
PEORIA, IL 61614

**And the Contractor:**

PLANNING, DESIGN AND CONSTRUCTION DEPARTMENT  
1314 N. PARK ROAD  
PEORIA, IL 61604

**The Owner's Representative is:**

**The Architect or Engineer is:**

APACE DESIGN  
2112 EAST WAR MEMORIAL DRIVE  
PEORIA, ILLINOIS 61614

The Owner and Contractor agree as follows:

**I. THE CONTRACT DOCUMENTS.** The Contract Documents consist of this AGREEMENT, the Plans/Drawings for the Project dated OCTOBER 2, 2018, all sections of the Project Manual dated OCTOBER 9, 2018, including but not limited to the Instructions and Supplementary Instructions to Bidders, the Bid Form, the General Conditions (1997 AIA Document A201) and Supplementary General Conditions, the General Requirements, the Specifications, and other documents as enumerated in Section 10 and Attachment #1 of this AGREEMENT, and including addenda issued prior to the execution of this AGREEMENT. The Contract Documents form the CONTRACT between the Owner and the Contractor. The CONTRACT represents the entire and integrated contract for the construction of the Work of the Project between the parties hereto and supersedes prior proposals, contracts, negotiations, or representations, either written or oral.

**II. THE WORK OF THE CONTRACT.** The Contractor shall execute the entire Work described in the Contract Documents, unless modified in Section XI of this AGREEMENT.

**III. BASIS OF PAYMENT.** The Work of the CONTRACT shall be performed on a LUMP SUM basis.

**IV. CONTRACT SUM.** The Owner shall pay the Contractor the sum of

(and incorporates the acceptance of bid alternates as defined in sub-paragraph "A", below) for the Contractor's performance of the Work required by the Contract Documents, subject to modifications made by Owner approved Change Orders. If this CONTRACT calls for a unit price basis of payment, the contract sum stated above shall be adjusted by Change Order based upon multiplying the unit prices submitted by the Contractor on the Bid Form (and included herein as an Attachment to this CONTRACT) times (x) the actual quantities installed.

**A. ACCEPTANCE OF ALTERNATES.** The contract sum stated above is based on the acceptance of the following alternates, which are described in the Project Manual:

<u>ITEM</u>	<u>ADD</u>	<u>DEDUCT</u>

**V. DATES OF COMMENCEMENT AND COMPLETION OF THE WORK.** The Owner's Representative will issue a written Notice to Proceed with the Work of the Project after receiving the required Performance Bond, Labor and Material Payment Bond, and Certificate of Insurance (in proper form and providing the required coverages and amounts from a company [or companies] acceptable to the Owner, and naming the Owner as an Additional Insured), and any other pre-construction submittals required by the Contract Documents. The Contractor hereby acknowledges and agrees that failure to provide such submittals in a timely manner shall not be cause to adjust the date(s) for completion of the Work.

- A. LIQUIDATED DAMAGES.** Owner and Contractor recognize that time is of the essence of this CONTRACT and that Owner will suffer financial loss if the Contractor has not achieved Substantial Completion and Final Completion of the Work within the time specified below, plus any extensions thereof allowed in accordance with Article 8 of the General Conditions. They also recognize the delays, expense and difficulties involved in proving in a legal or arbitration proceeding the actual loss suffered by Owner if the Work is not completed on time.
- B. SUBSTANTIAL COMPLETION.** Accordingly, instead of requiring any such proof, Owner and Contractor agree that as Liquidated Damages for delay (but not as a penalty), Contractor shall pay Owner ONE HUNDRED dollars (\$100.00) for each calendar day that expires after SIXTY FIVE (65) calendar days from Notice of Award until Substantial Completion is attained. The work is tentatively scheduled to begin on OCTOBER 25, 2018 and be at Substantial Completion by DECEMBER 28, 2018.
- C. FINAL COMPLETION.** After Substantial Completion if Contractor shall neglect, refuse, or fail to complete the remaining Work necessary to achieve Final Completion within TEN (10) calendar days or any proper extension thereof granted by Owner, Contractor shall pay Owner TWO HUNDRED FIFTY dollars (\$250.00) for each day that expires after the time specified.

**VI. PROGRESS PAYMENTS, REDUCTION OF RETAINAGE AND FINAL PAYMENT.**

- A.** Unless otherwise specified elsewhere in the Contract Documents, the Contractor may submit monthly applications for progress payments ("Application for Payment") to the Owner's Representative. Each Application for Payment must be certified by the Architect or Engineer (if applicable), or the Owner's Representative if an Architect or Engineer has not been engaged for construction phase services. An Application for Payment shall be for a period of no less than one calendar month ending on the last day of the month, unless otherwise approved in writing by the Owner's Representative. Application forms shall be subject to Owner's approval. Each Application for Payment shall be based upon the Schedule of Values submitted by the Contractor, in accordance with the Contract Documents. The Schedule of Values shall be approved by the Owner's Representative and the Architect or Engineer (if applicable) in advance of the Contractor's first Application for Payment and the approved schedule shall be used by the Contractor as the basis for submitting payment requests. The Owner's Representative and/or

Architect/Engineer's (if applicable) approval of the Schedule of Values shall not constitute a complete check for accuracy, and shall not relieve the Contractor from responsibility for errors of any sort.

- B. An Application for Payment (certified by the Architect or Engineer, if applicable) shall be submitted to the Owner's Representative no later than the fifth (5th) day of the month following the period for which the application is being submitted. In such case, the Owner shall make the progress payment to the Contractor not later than the twentieth day of the next month. A progress payment request on an Application for Payment (certified by the Architect or Engineer, if applicable) received by the Owner's Representative after the fifth (5th) day of a month shall be made by the Owner not later than forty-five days after receipt by the Owner's Representative.
- C. Based upon its review of the certified (by the Architect or Engineer, if applicable) Application for Payment, the Owner shall make a progress payment to the Contractor in such amount as the Owner reasonably determines is properly due, subject to a retainage of ten percent (10%) of the value of the Work completed and covered by the Application for Payment, less the aggregate of previous payments in each case. In determining the amount properly due, the Owner shall consider the value of labor, materials and equipment incorporated in the Work, or properly allocable to materials and equipment suitably stored at the site or at some other location previously agreed upon in writing by the parties. The Owner's Representative shall have the sole right to determine that materials or equipment stored off-site have been properly delivered, protected, and/or secured. The Owner's Representative (or the Architect or Engineer, if applicable) may nullify or withhold a Certificate of Payment, in whole or in part, for the reasons set forth in Section 9.5 of the General Conditions. Upon Substantial Completion of the Work, the Owner shall pay the Contractor a sum sufficient to increase the total payments to ninety-five percent (95%) of the Contract Sum, less such amounts as the Owner's Representative shall determine for incomplete work and unsettled claims.

**VII.** Final payment, constituting the entire unpaid balance of the Contract Sum, shall be made by the Owner when **1)** the Contract has been fully performed by the Contractor except for the Contractor's responsibility to correct nonconforming Work as provided in Subparagraph 12.2.2 of the General Conditions and to satisfy other requirements, if any, which necessarily survive final payment; and **2)** a final Certificate of Payment has been issued by the Architect/Engineer or Owner's Representative; such final payment shall be made by the Owner not more than forty-five (45) days after the receipt of the final Certificate of Payment by the Owner.

**VIII. CHANGE ORDERS.** The Owner and Contractor agree that changes in the Work are sometimes required and necessary, and that timely: **a)** submission of proposed changes in the Work or the scope of Work by the Owner, **b)** pricing by the Contractor, **c)** review by the Owner's Representative and/or Architect/Engineer, and **d)** final approval by the Owner are necessary in order to assure that the Work of the Project is completed on schedule. The Contractor hereby acknowledges and agrees that an increase in the scope of the Work does not grant or imply an increase in the Contract Time, unless specifically so stated on the final approved Change Order. The Contractor also agrees that any and all Work which deviates from the plans and specifications and/or results in additional Work performed by Contractor's forces, including those of his sub-contractor's, will not result in additional expense to the Owner, unless finally approved both by the Owner and the Architect/Engineer (if applicable) prior to the additional Work being performed. No claim for an addition to the Contract Sum shall be valid unless approved by a written Change Order signed by the Owner and the architect/engineer (if applicable) prior to the additional Work being performed.

**IX. TERMINATION OR SUSPENSION.** The CONTRACT may be terminated by the Owner or the Contractor as provided by Article 14 of the General Conditions. The Work may be suspended by the Owner as provided in Article 14 of the General Conditions.

**X. ENUMERATION OF CONTRACT DOCUMENTS.** The Contract Documents, except for modifications issued after the execution of this Agreement, consist of:

- A. this Standard Form of Agreement Between Owner and Contractor, of the Pleasure Driveway and Park District of Peoria, Illinois.
- B. the Plans or Drawings titled LAKEVIEW GYMNASIUM ACCU-1 REPLACEMENT, dated OCTOBER 2, 2018, and enumerated in ATTACHMENT #1 - "LIST OF DRAWINGS".
- C. Supplementary and other Conditions of the CONTRACT, and the Specifications, are those found in the Project Manual titled "ACCU REPLACEMENT – LAKEVIEW RECREATION CENTER", and dated OCTOBER 9, 2018 enumerated as follows:
  - 1) Supplementary Instructions to Bidders
  - 2) Contractor's Proposal, as accepted by the Owner
  - 3) General Conditions of the Contract for Construction, AIA Document A201, 1997 Edition
  - 4) Supplementary General Conditions
  - 5) Major Subcontractor List
  - 6) Directory of Minority & Women Owned Business Enterprises
  - 7) Illinois Drug Free Workplace Certification
  - 8) Contractor Certification (Individual or Corporate/Partnership)
  - 9) Peoria Park District Certificate of Equal Employment Opportunity Compliance for Contractors and Vendors
  - 10) Workforce Profile
  - 11) Performance Bond
  - 12) Labor and Material Payment Bond
  - 13) Proof of Insurance
  - 14) Specifications: Division 010000, "General Requirements"; Divisions 020000-350000 as applicable
  - 15) Attachment A.6- Insurance Requirements
  - 16) Certificate of Safety Compliance
  - 17) Peoria Park District Weekly Workforce Report
  - 18) Certified Payroll Form
  - 19) Substance Abuse Prevention Program Certification
  - 20) STANDARD CERTIFICATIONS

**XI. MISCELLANEOUS PROVISIONS.** Other Provisions of this Agreement are as follows:

This AGREEMENT is entered into as of the day and year first written above and is executed in at least three original copies of which one is to be delivered to the Contractor, one to the Architect/Engineer (if any) for use in the administration of the CONTRACT, and one to the Owner.

**OWNER:**

**CONTRACTOR :**

\_\_\_\_\_  
(Signature)

\_\_\_\_\_  
(Signature)

TIMOTHY J. CASSIDY, Park Board President

\_\_\_\_\_  
(Printed Name and Title)

ATTEST:

ATTEST:

**ATTACHMENT #1 - LIST OF DRAWINGS**

<u>Number</u>	<u>Title</u>	<u>Date</u>
<b>DH1</b>	<b>PARTIAL 2<sup>ND</sup> FLOOR HVAC DEMOLITION PLAN</b>	<b>10/2/2018</b>
<b>DH2</b>	<b>PARTIAL HVAC ROOF DEMOLITION PLAN</b>	<b>10/2/2018</b>
<b>DH3</b>	<b>AHU-1 DEMOLITION ELEVATION</b>	<b>10/2/2018</b>
<b>H1</b>	<b>PARTIAL 2<sup>ND</sup> FLOOR HVAC PLAN</b>	<b>10/2/2018</b>
<b>H2</b>	<b>PARTIAL HVAC ROOF REVISED PLAN</b>	<b>10/2/2018</b>
<b>H3</b>	<b>AHU ELEVATIONS &amp; DETAILS</b>	<b>10/2/2018</b>
<b>H4</b>	<b>REFRIGERANT COILS ISOMETRICS</b>	<b>10/2/2018</b>
<b>DE1</b>	<b>PARTIAL 2<sup>ND</sup> FLOOR ELECTRICAL DEMO PLAN</b>	<b>10/2/2018</b>
<b>DE2</b>	<b>PARTIAL ELECTRICAL ROOF DEMO PLAN</b>	<b>10/2/2018</b>
<b>E1</b>	<b>PARTIAL 2<sup>ND</sup> FLOOR ELECTRICAL PLAN</b>	<b>10/2/2018</b>
<b>E2</b>	<b>PARTIAL REVISED ELECTRICAL ROOF PLAN</b>	<b>10/2/2018</b>

**PERFORMANCE BOND**

**TO: PLEASURE DRIVEWAY AND PARK DISTRICT OF PEORIA  
PEORIA, ILLINOIS**

**KNOW ALL MEN BY THEIR PRESENTS;**

That \_\_\_\_\_  
\_\_\_\_\_ as Principal, and \_\_\_\_\_ as  
corporation of the State of \_\_\_\_\_, as Surety, are held and firmly bound unto the  
PLEASURE DRIVEWAY AND PARK DISTRICT OF PEORIA, PEORIA, ILLINOIS, as Obligee, in the amount of \_\_\_\_\_  
(\$ \_\_\_\_\_), for the payment whereof Principal and Surety bind themselves, their heirs, executors, administrators,  
successors and assigns, jointly and severally, firmly by these presents.

WHEREAS, Principal has by written agreement dated \_\_\_\_\_, 20 \_\_\_\_\_ entered into a contract  
with Obligee for \_\_\_\_\_  
\_\_\_\_\_ in accordance with contract documents prepared by the Architect-Engineer, which Contract is by reference made a part hereof and  
is hereinafter referred to as "the Contract".

NOW, THEREFORE, THE CONDITION OF THIS OBLIGATION is such that if Principal shall promptly and faithfully  
perform the Contract and all changes thereof, and during the life of any guaranty or warranty required under the Contract, and, if  
Principal shall fully secure and protect the Obligee from all liability and from all loss or expense of any kind, including all court  
costs, engineering fees and attorneys' fees made necessary or arising from the failure, refusal or neglect of Principal to comply  
with all obligations assumed by Principal in connection with the performance of the Contract and all changes thereof, then this  
obligation shall be null and void; otherwise it shall remain in full force and effect.

Surety hereby waives notice of any changes in the Contract, including extensions of time for the performance thereof. Whenever  
Principal shall be and is declared to be in default under the Contract, Obligee having performed Obligee's obligations thereunder,  
Surety shall, after notice of such default, reserve all rights against all parties, take over and complete the Contract and become  
entitled to payment of the balance of any monies due or to become due to such defined Principal in accordance with the progress  
of the work.

A condition of this Bond is that the Principal shall faithfully perform in accordance with the prevailing wage clause provided in  
the bid specification or Contract pursuant to Illinois Compiled Statutes 820 ILCS 130/1 *et. seq.*

No right of action shall accrue on this Bond to or for the use of any person or corporation other than the Obligee named  
herein.

Signed and Sealed this \_\_\_\_\_ day of \_\_\_\_\_, 20 \_\_\_\_\_.

**CONTRACTOR**

\_\_\_\_\_  
Contractor Firm Name

By: \_\_\_\_\_  
Signature

\_\_\_\_\_  
Title

**SURETY**

\_\_\_\_\_  
Surety Name

By: \_\_\_\_\_  
Attorney-in-Fact

\_\_\_\_\_  
Resident Agent

ATTEST:

\_\_\_\_\_  
Corporate Secretary (Corporations only)

**LABOR & MATERIAL PAYMENT BOND**

**TO: PLEASURE DRIVEWAY AND PARK DISTRICT OF PEORIA  
PEORIA, ILLINOIS**

**KNOW ALL MEN BY THESE PRESENTS:**

That: \_\_\_\_\_

as Principal, and \_\_\_\_\_

\_\_\_\_\_ a corporation of the State of \_\_\_\_\_ as Surety, are held and firmly bound unto the PLEASURE DRIVEWAY AND PARK DISTRICT OF PEORIA, PEORIA, ILLINOIS, as Obligees, for the use and benefit of claimants as hereinafter defined in the amount of \_\_\_\_\_ Dollars (\$ \_\_\_\_\_), for the payment whereof Principal and Surety bind themselves, their heirs, executors, administrators, successors and assigns, jointly and severally, firmly by these presents.

WHEREAS, Principal has by written agreement dated \_\_\_\_\_, 20 \_\_\_\_\_, entered into a Contract with Obligees for \_\_\_\_\_

\_\_\_\_\_ in accordance with contract documents prepared by the Architect-Engineer which Contract is by reference made a part hereof, and is hereinafter referred to as "the Contract".

**NOW, THEREFORE, THE CONDITION OF THIS OBLIGATION** is such that if Principal shall promptly pay for all laborers, workers and mechanics engaged in the work under the Contract, and not less than the general prevailing rate of hourly wages of a similar character in the locality in which the work is performed, as determined by the State of Illinois Department of Labor pursuant to the Illinois Compiled Statutes 820 ILCS 130/1 et. seq. and for all material used or reasonably required for use in the performance of the Contract, then this obligation shall be void; otherwise it shall remain in full force and effect.

1. A claimant is defined as any person, firm, or corporation having contracts with the Principal or with any of Principal's subcontractors for labor or materials furnished in the performance of the Contract on account of which this Bond is given.

2. Nothing in this Bond contained shall be taken to make the Obligees liable to any subcontractor, materialman or laborer, or to any other person to any greater extent than it would have been liable prior to the enactment of The Public Construction Bond Act, approved June 20, 1931, as amended; provided further, that any person having a claim for labor and materials furnished in the performance of the Contract shall have no right of action unless he shall have filed a verified notice of such claim with the Obligees within 180 days after the date of the last item of work or the furnishing of the last item of materials, which claim shall have been verified and shall contain the name and address of the claimant, the business address of the claimant within the State of Illinois, if any, or if the claimant be a foreign corporation having no place of business within the State the principal place of business of the corporation, and in all cases of partnership the names and residences of each of the partners, the name of the Contractor for the Obligees, the name of the person, firm or corporation by whom the claimant was employed or to whom such claimant furnished materials, the amount of the claim and a brief description of the public improvement for the construction or installation of which the Contract is to be performed. No defect in the notice herein provided for shall deprive the claimant of its right of action under the terms and provisions of this Bond unless it shall affirmatively appear that such defect has prejudiced the rights of an interested party asserting the same.

3. No action shall be brought on this Bond until the expiration of 120 days after the date of the last item of work or of the furnishing of the last item of material except in cases where the final settlement between the Obligees and the Contractor shall have been made prior to the expiration of the 120 day period, in which case action may be taken immediately following such final settlement; nor shall any action of any kind be brought later than 6 months after the acceptance by the Obligees of the work. Such suit shall be brought only in the circuit court of this State in the judicial district in which the Contract is to be performed.

- 4. Surety hereby waives notice of any changes in the Contract, including extensions of time for the performance thereof.
- 5. The amount of this Bond shall be reduced by and to the extent of any payment or payments made in good faith hereunder.
- 6. The Principal and Surety shall be liable for any attorneys fees, engineering costs, or court costs incurred by the Obligee relative to claims made against this Bond.

Signed and Sealed this \_\_\_\_\_ day of \_\_\_\_\_, 20 \_\_\_\_\_.

**CONTRACTOR**

**SURETY**

Contractor Firm Name:

\_\_\_\_\_

\_\_\_\_\_

By: \_\_\_\_\_  
Signature

By: \_\_\_\_\_  
Attorney-in-Fact

\_\_\_\_\_  
Title

\_\_\_\_\_  
Resident Agent

ATTEST:

\_\_\_\_\_  
Corporate Secretary (Corporations only)



**FINAL WAIVER OF LIEN**

STATE OF ILLINOIS    )  
  ) SS  
COUNTY OF PEORIA    )

TO WHOM IT MAY CONCERN:

WHEREAS, the undersigned \_\_\_\_\_ ha\_\_\_\_\_ been employed by THE  
PEORIA PARK DISTRICT to furnish material and labor for the \_\_\_\_\_  
at the premises commonly known as \_\_\_\_\_  
located in the City of \_\_\_\_\_, County of Peoria, State of Illinois.

The undersigned, for and in consideration of \_\_\_\_\_  
(\$ \_\_\_\_\_) Dollars, and other good and valuable considerations, the receipt whereof is hereby acknowledged,  
do\_\_\_\_\_ hereby waive and release any and all lien or claim or right of lien under the statutes of the State of Illinois relating to  
mechanics' liens, with respect to and on said above-described premises and improvements thereon and on the money, funds or  
other considerations due or become due from the owner on account of labor or services, material, fixtures, apparatus or machinery  
heretofore furnished or which may be furnished at any time hereafter by the undersigned for the above described premises.

Dated this \_\_\_\_\_ day of \_\_\_\_\_ 20 \_\_\_\_\_.

[Affix corporate seal here.]

\_\_\_\_\_  
(Name of sole owner, corporation or partnership)

ATTEST:

\_\_\_\_\_  
(Signature of secretary of corporation)

\_\_\_\_\_(SEAL)  
(Signature of sole owner or authorized  
representative of corporation or partnership)

**WAIVER OF LIEN**

**GENERAL CONTRACTOR'S PARTIAL  
TO COVER ONLY CERTAIN PAYMENTS**

STATE OF ILLINOIS    )  
                                  ) SS  
COUNTY OF PEORIA    )

TO ALL WHOM IT MAY CONCERN:

WHEREAS, the undersigned \_\_\_\_\_ has been employed  
by THE PEORIA PARK DISTRICT to furnish material and labor for the \_\_\_\_\_ at  
the premises commonly known as \_\_\_\_\_

\_\_\_\_\_ located in the City of Peoria, County of Peoria, and State of Illinois.

NOW, THEREFORE, the undersigned, for and in consideration of the sum of \_\_\_\_\_ Dollars, and other good and valuable considerations, the receipt whereof is hereby acknowledged by the undersigned, does hereby waive and release to the extent only of the aforesaid amount of \_\_\_\_\_ Dollars, paid simultaneously herewith, any and all lien or right or claim of lien under the statutes of the State of Illinois relating to mechanics' liens, with respect to and on said above-described premises, and the improvements thereon and on the money, funds, or other consideration due or to become due from the owner on account of labor, services, material, fixtures, apparatus or machinery, furnished by the undersigned, to or on account of the said owner, for the above-described premises, but only to the extent of the payment aforesaid.

Dated this \_\_\_\_\_ day of \_\_\_\_\_, 20 \_\_\_\_\_.

[Affix corporate seal here]

\_\_\_\_\_  
(Name of sole owner, corporation or partnership)

ATTEST:

\_\_\_\_\_  
(Signature of secretary of corporation)

\_\_\_\_\_  
(SEAL)  
(Signature of sole owner or authorized representative of corporation or partnership)





# PEORIA PARK DISTRICT

## Weekly Workforce Report

### Instructions

This weekly workforce report must be completed and returned to the Peoria Park District project manager for each week that you are working on Peoria Park District property. You are to report only those employees that are actually working on the Peoria Park District project identified on this report. Do not report employees that are not working on the project identified on this report.

If you have further questions regarding this report, please contact the Owner's Project Manager.

#### I. Trade and Hour Breakdown Table

- List the different trades (carpenter, laborer, plumber, etc.) and report the number of hours by race/gender for each trade;
- Total the hours for each trade on the right.

#### II. New Hires by Race and Gender

- If additional employees are hired for the job, please record the number of employees hired by race/gender.

#### III. Total Project Employee Breakdown

- Please track total hours by race/gender for the project if project lasts longer than a week.

**Weekly Workforce Report (Peoria Park District Form) Date: \_\_\_\_\_ Week Ending: \_\_\_\_\_**

**Contractor/Subcontractor: \_\_\_\_\_ Project: \_\_\_\_\_**

**Trade & Hour Breakdown:**

TRADE	FEMALE HOURS	CAUCASIAN HOURS	AFRICAN-AMERICAN HOURS	HISPANIC HOURS	NATIVE AMERICAN HOURS	ASIAN, PAC. ISLANDER HOURS	TOTAL HOURS

**New Hires by Race & Gender**

TRADE	CAUCASIAN	AFRICAN-AMERICAN	HISPANIC	NATIVE AMERICAN	ASIAN, PACIFIC ISLANDER	MALE	FEMALE

**Total Project Employee Breakdown**

	CAUCASIAN	AFRICAN-AMERICAN	HISPANIC	NATIVE AMERICAN	ASIAN, PACIFIC ISLANDER	MALE	FEMALE

# Certified Transcript of Payroll

IDOL Case File Number: \_\_\_\_\_ Payroll Start: \_\_\_\_\_ Payroll End: \_\_\_\_\_

### Contractor and/or Subcontractor

### Public Body Information

_____ (Contract Number)	_____ (Company Name)	_____ (Contact Name)
_____ (Project Number)	_____ (Street Address)	_____ (City)
_____ (Project Location)	_____ (State)    _____ (Zipcode)	_____ (Telephone Number)

### Report Hours for Each Day, Including Overtime Hours, List Hourly Prevailing Wage Rate and Hourly Fringe Benefits Allotments.

Worker Name, Address Last Four of SSN & Telephone Number	PW	* Hours worked each day							Total Straight Time Hours	Total OT Hours	Hourly Wage Rate	OT Wage Rate	Per Pay Period		
		SUN	MON	TUE	WED	THR	FRI	SAT					Gross	Net	
	N														
Labor Classification _____		Hourly Fringe Benefit:    Pension: _____    Health/Welfare: _____    Vacation: _____    Training: _____													
	N														
Labor Classification _____		Hourly Fringe Benefit:    Pension: _____    Health/Welfare: _____    Vacation: _____    Training: _____													
	N														
Labor Classification _____		Hourly Fringe Benefit:    Pension: _____    Health/Welfare: _____    Vacation: _____    Training: _____													

Please place an "F" by the hourly rate for fringe benefits paid to a Fund jointly managed by one or more labor organizations or employers in accordance with the federal Labor Management Relations Act (See instruction 4 for completing this form). In addition contractors/subcontractors who do not make contributions for covered fringe benefits to a fringe benefit fund that is jointly managed and jointly governed by one or more labor organizations or employers in accordance with the federal Labor Management Relations Act must provide the additional information set forth on the form on page 2 (see Instruction 5). Contractors/subcontractors who do not make contributions for fringe benefits on a per hour basis for each hour worked must convert such contributions to an annualized per hour basis for purpose of reporting on this form in accordance with instruction 5. You must keep original records showing start and end time each day.

**\*PW - Prevailing Hours Worked \*N - Non Prevailing Hours Worked**

# Request for Taxpayer Identification Number and Certification

Give Form to the requester. Do not send to the IRS.

▶ Go to [www.irs.gov/FormW9](http://www.irs.gov/FormW9) for instructions and the latest information.

Print or type. See Specific Instructions on page 3.	1 Name (as shown on your income tax return). Name is required on this line; do not leave this line blank.	
	2 Business name/disregarded entity name, if different from above	
	3 Check appropriate box for federal tax classification of the person whose name is entered on line 1. Check only <b>one</b> of the following seven boxes. <input type="checkbox"/> Individual/sole proprietor or single-member LLC <input type="checkbox"/> Limited liability company. Enter the tax classification (C=C corporation, S=S corporation, P=Partnership) ▶ _____ <b>Note:</b> Check the appropriate box in the line above for the tax classification of the single-member owner. Do not check LLC if the LLC is classified as a single-member LLC that is disregarded from the owner unless the owner of the LLC is another LLC that is <b>not</b> disregarded from the owner for U.S. federal tax purposes. Otherwise, a single-member LLC that is disregarded from the owner should check the appropriate box for the tax classification of its owner. <input type="checkbox"/> Other (see instructions) ▶ _____ <input type="checkbox"/> C Corporation <input type="checkbox"/> S Corporation <input type="checkbox"/> Partnership <input type="checkbox"/> Trust/estate	4 Exemptions (codes apply only to certain entities, not individuals; see instructions on page 3): Exempt payee code (if any) _____ Exemption from FATCA reporting code (if any) _____ <i>(Applies to accounts maintained outside the U.S.)</i>
	5 Address (number, street, and apt. or suite no.) See instructions.	Requester's name and address (optional)
	6 City, state, and ZIP code	
	7 List account number(s) here (optional)	

## Part I Taxpayer Identification Number (TIN)

Enter your TIN in the appropriate box. The TIN provided must match the name given on line 1 to avoid backup withholding. For individuals, this is generally your social security number (SSN). However, for a resident alien, sole proprietor, or disregarded entity, see the instructions for Part I, later. For other entities, it is your employer identification number (EIN). If you do not have a number, see *How to get a TIN*, later.

**Note:** If the account is in more than one name, see the instructions for line 1. Also see *What Name and Number To Give the Requester* for guidelines on whose number to enter.

<b>Social security number</b>										
				-			-			
<b>or</b>										
<b>Employer identification number</b>										
				-						

## Part II Certification

Under penalties of perjury, I certify that:

- The number shown on this form is my correct taxpayer identification number (or I am waiting for a number to be issued to me); and
- I am not subject to backup withholding because: (a) I am exempt from backup withholding, or (b) I have not been notified by the Internal Revenue Service (IRS) that I am subject to backup withholding as a result of a failure to report all interest or dividends, or (c) the IRS has notified me that I am no longer subject to backup withholding; and
- I am a U.S. citizen or other U.S. person (defined below); and
- The FATCA code(s) entered on this form (if any) indicating that I am exempt from FATCA reporting is correct.

**Certification instructions.** You must cross out item 2 above if you have been notified by the IRS that you are currently subject to backup withholding because you have failed to report all interest and dividends on your tax return. For real estate transactions, item 2 does not apply. For mortgage interest paid, acquisition or abandonment of secured property, cancellation of debt, contributions to an individual retirement arrangement (IRA), and generally, payments other than interest and dividends, you are not required to sign the certification, but you must provide your correct TIN. See the instructions for Part II, later.

<b>Sign Here</b>	Signature of U.S. person ▶	Date ▶
------------------	----------------------------	--------

## General Instructions

Section references are to the Internal Revenue Code unless otherwise noted.

**Future developments.** For the latest information about developments related to Form W-9 and its instructions, such as legislation enacted after they were published, go to [www.irs.gov/FormW9](http://www.irs.gov/FormW9).

## Purpose of Form

An individual or entity (Form W-9 requester) who is required to file an information return with the IRS must obtain your correct taxpayer identification number (TIN) which may be your social security number (SSN), individual taxpayer identification number (ITIN), adoption taxpayer identification number (ATIN), or employer identification number (EIN), to report on an information return the amount paid to you, or other amount reportable on an information return. Examples of information returns include, but are not limited to, the following.

- Form 1099-DIV (dividends or interest earned or paid)

- Form 1099-DIV (dividends, including those from stocks or mutual funds)
- Form 1099-MISC (various types of income, prizes, awards, or gross proceeds)
- Form 1099-B (stock or mutual fund sales and certain other transactions by brokers)
- Form 1099-S (proceeds from real estate transactions)
- Form 1099-K (merchant card and third party network transactions)
- Form 1098 (home mortgage interest), 1098-E (student loan interest), 1098-T (tuition)
- Form 1099-C (canceled debt)
- Form 1099-A (acquisition or abandonment of secured property)

Use Form W-9 only if you are a U.S. person (including a resident alien), to provide your correct TIN.

If you do not return Form W-9 to the requester with a TIN, you might be subject to backup withholding. See What is backup withholding, later.

By signing the filled-out form, you:

1. Certify that the TIN you are giving is correct (or you are waiting for a number to be issued),
2. Certify that you are not subject to backup withholding, or
3. Claim exemption from backup withholding if you are a U.S. exempt payee. If applicable, you are also certifying that as a U.S. person, your allocable share of any partnership income from a U.S. trade or business is not subject to the withholding tax on foreign partners' share of effectively connected income, and
4. Certify that FATCA code(s) entered on this form (if any) indicating that you are exempt from the FATCA reporting, is correct. See *What is FATCA reporting*, later, for further information.

**Note:** If you are a U.S. person and a requester gives you a form other than Form W-9 to request your TIN, you must use the requester's form if it is substantially similar to this Form W-9.

**Definition of a U.S. person.** For federal tax purposes, you are considered a U.S. person if you are:

- An individual who is a U.S. citizen or U.S. resident alien;
- A partnership, corporation, company, or association created or organized in the United States or under the laws of the United States;
- An estate (other than a foreign estate); or
- A domestic trust (as defined in Regulations section 301.7701-7).

**Special rules for partnerships.** Partnerships that conduct a trade or business in the United States are generally required to pay a withholding tax under section 1446 on any foreign partners' share of effectively connected taxable income from such business. Further, in certain cases where a Form W-9 has not been received, the rules under section 1446 require a partnership to presume that a partner is a foreign person, and pay the section 1446 withholding tax. Therefore, if you are a U.S. person that is a partner in a partnership conducting a trade or business in the United States, provide Form W-9 to the partnership to establish your U.S. status and avoid section 1446 withholding on your share of partnership income.

In the cases below, the following person must give Form W-9 to the partnership for purposes of establishing its U.S. status and avoiding withholding on its allocable share of net income from the partnership conducting a trade or business in the United States.

- In the case of a disregarded entity with a U.S. owner, the U.S. owner of the disregarded entity and not the entity;
- In the case of a grantor trust with a U.S. grantor or other U.S. owner, generally, the U.S. grantor or other U.S. owner of the grantor trust and not the trust; and
- In the case of a U.S. trust (other than a grantor trust), the U.S. trust (other than a grantor trust) and not the beneficiaries of the trust.

**Foreign person.** If you are a foreign person or the U.S. branch of a foreign bank that has elected to be treated as a U.S. person, do not use Form W-9. Instead, use the appropriate Form W-8 or Form 8233 (see Pub. 515, *Withholding of Tax on Nonresident Aliens and Foreign Entities*).

**Nonresident alien who becomes a resident alien.** Generally, only a nonresident alien individual may use the terms of a tax treaty to reduce or eliminate U.S. tax on certain types of income. However, most tax treaties contain a provision known as a "saving clause." Exceptions specified in the saving clause may permit an exemption from tax to continue for certain types of income even after the payee has otherwise become a U.S. resident alien for tax purposes.

If you are a U.S. resident alien who is relying on an exception contained in the saving clause of a tax treaty to claim an exemption from U.S. tax on certain types of income, you must attach a statement to Form W-9 that specifies the following five items.

1. The treaty country. Generally, this must be the same treaty under which you claimed exemption from tax as a nonresident alien.
2. The treaty article addressing the income.
3. The article number (or location) in the tax treaty that contains the saving clause and its exceptions.
4. The type and amount of income that qualifies for the exemption from tax.
5. Sufficient facts to justify the exemption from tax under the terms of the treaty article.

**Example.** Article 20 of the U.S.-China income tax treaty allows an exemption from tax for scholarship income received by a Chinese student temporarily present in the United States. Under U.S. law, this student will become a resident alien for tax purposes if his or her stay in the United States exceeds 5 calendar years. However, paragraph 2 of the first Protocol to the U.S.-China treaty (dated April 30, 1984) allows the provisions of Article 20 to continue to apply even after the Chinese student becomes a resident alien of the United States. A Chinese student who qualifies for this exception (under paragraph 2 of the first protocol) and is relying on this exception to claim an exemption from tax on his or her scholarship or fellowship income would attach to Form W-9 a statement that includes the information described above to support that exemption.

If you are a nonresident alien or a foreign entity, give the requester the appropriate completed Form W-8 or Form 8233.

## Backup Withholding

**What is backup withholding?** Persons making certain payments to you must under certain conditions withhold and pay to the IRS 28% of such payments. This is called "backup withholding." Payments that may be subject to backup withholding include interest, tax-exempt interest, dividends, broker and barter exchange transactions, rents, royalties, nonemployee pay, payments made in settlement of payment card and third party network transactions, and certain payments from fishing boat operators. Real estate transactions are not subject to backup withholding.

You will not be subject to backup withholding on payments you receive if you give the requester your correct TIN, make the proper certifications, and report all your taxable interest and dividends on your tax return.

**Payments you receive will be subject to backup withholding if:**

1. You do not furnish your TIN to the requester,
2. You do not certify your TIN when required (see the instructions for Part II for details),
3. The IRS tells the requester that you furnished an incorrect TIN,
4. The IRS tells you that you are subject to backup withholding because you did not report all your interest and dividends on your tax return (for reportable interest and dividends only), or
5. You do not certify to the requester that you are not subject to backup withholding under 4 above (for reportable interest and dividend accounts opened after 1983 only).

Certain payees and payments are exempt from backup withholding. See *Exempt payee code*, later, and the separate Instructions for the Requester of Form W-9 for more information.

Also see *Special rules for partnerships*, earlier.

## What is FATCA Reporting?

The Foreign Account Tax Compliance Act (FATCA) requires a participating foreign financial institution to report all United States account holders that are specified United States persons. Certain payees are exempt from FATCA reporting. See *Exemption from FATCA reporting code*, later, and the Instructions for the Requester of Form W-9 for more information.

## Updating Your Information

You must provide updated information to any person to whom you claimed to be an exempt payee if you are no longer an exempt payee and anticipate receiving reportable payments in the future from this person. For example, you may need to provide updated information if you are a C corporation that elects to be an S corporation, or if you no longer are tax exempt. In addition, you must furnish a new Form W-9 if the name or TIN changes for the account; for example, if the grantor of a grantor trust dies.

## Penalties

**Failure to furnish TIN.** If you fail to furnish your correct TIN to a requester, you are subject to a penalty of \$50 for each such failure unless your failure is due to reasonable cause and not to willful neglect.

**Civil penalty for false information with respect to withholding.** If you make a false statement with no reasonable basis that results in no backup withholding, you are subject to a \$500 penalty.

**Criminal penalty for falsifying information.** Willfully falsifying certifications or affirmations may subject you to criminal penalties including fines and/or imprisonment.

**Misuse of TINs.** If the requester discloses or uses TINs in violation of federal law, the requester may be subject to civil and criminal penalties.

## Specific Instructions

### Line 1

You must enter one of the following on this line; **do not** leave this line blank. The name should match the name on your tax return.

If this Form W-9 is for a joint account (other than an account maintained by a foreign financial institution (FFI)), list first, and then circle, the name of the person or entity whose number you entered in Part I of Form W-9. If you are providing Form W-9 to an FFI to document a joint account, each holder of the account that is a U.S. person must provide a Form W-9.

a. **Individual.** Generally, enter the name shown on your tax return. If you have changed your last name without informing the Social Security Administration (SSA) of the name change, enter your first name, the last name as shown on your social security card, and your new last name.

**Note: ITIN applicant:** Enter your individual name as it was entered on your Form W-7 application, line 1a. This should also be the same as the name you entered on the Form 1040/1040A/1040EZ you filed with your application.

b. **Sole proprietor or single-member LLC.** Enter your individual name as shown on your 1040/1040A/1040EZ on line 1. You may enter your business, trade, or “doing business as” (DBA) name on line 2.

c. **Partnership, LLC that is not a single-member LLC, C corporation, or S corporation.** Enter the entity’s name as shown on the entity’s tax return on line 1 and any business, trade, or DBA name on line 2.

d. **Other entities.** Enter your name as shown on required U.S. federal tax documents on line 1. This name should match the name shown on the charter or other legal document creating the entity. You may enter any business, trade, or DBA name on line 2.

e. **Disregarded entity.** For U.S. federal tax purposes, an entity that is disregarded as an entity separate from its owner is treated as a “disregarded entity.” See Regulations section 301.7701-2(c)(2)(iii). Enter the owner’s name on line 1. The name of the entity entered on line 1 should never be a disregarded entity. The name on line 1 should be the name shown on the income tax return on which the income should be reported. For example, if a foreign LLC that is treated as a disregarded entity for U.S. federal tax purposes has a single owner that is a U.S. person, the U.S. owner’s name is required to be provided on line 1. If the direct owner of the entity is also a disregarded entity, enter the first owner that is not disregarded for federal tax purposes. Enter the disregarded entity’s name on line 2, “Business name/disregarded entity name.” If the owner of the disregarded entity is a foreign person, the owner must complete an appropriate Form W-8 instead of a Form W-9. This is the case even if the foreign person has a U.S. TIN.

### Line 2

If you have a business name, trade name, DBA name, or disregarded entity name, you may enter it on line 2.

### Line 3

Check the appropriate box on line 3 for the U.S. federal tax classification of the person whose name is entered on line 1. Check only one box on line 3.

IF the entity/person on line 1 is a(n) . . .	THEN check the box for . . .
• Corporation	Corporation
• Individual • Sole proprietorship, or • Single-member limited liability company (LLC) owned by an individual and disregarded for U.S. federal tax purposes.	Individual/sole proprietor or single-member LLC
• LLC treated as a partnership for U.S. federal tax purposes, • LLC that has filed Form 8832 or 2553 to be taxed as a corporation, or • LLC that is disregarded as an entity separate from its owner but the owner is another LLC that is not disregarded for U.S. federal tax purposes.	Limited liability company and enter the appropriate tax classification. (P= Partnership; C= C corporation; or S= S corporation)
• Partnership	Partnership
• Trust/estate	Trust/estate

### Line 4, Exemptions

If you are exempt from backup withholding and/or FATCA reporting, enter in the appropriate space on line 4 any code(s) that may apply to you.

#### Exempt payee code.

- Generally, individuals (including sole proprietors) are not exempt from backup withholding.
- Except as provided below, corporations are exempt from backup withholding for certain payments, including interest and dividends.
- Corporations are not exempt from backup withholding for payments made in settlement of payment card or third party network transactions.
- Corporations are not exempt from backup withholding with respect to attorneys’ fees or gross proceeds paid to attorneys, and corporations that provide medical or health care services are not exempt with respect to payments reportable on Form 1099-MISC.

The following codes identify payees that are exempt from backup withholding. Enter the appropriate code in the space in line 4.

- 1—An organization exempt from tax under section 501(a), any IRA, or a custodial account under section 403(b)(7) if the account satisfies the requirements of section 401(f)(2)
- 2—The United States or any of its agencies or instrumentalities
- 3—A state, the District of Columbia, a U.S. commonwealth or possession, or any of their political subdivisions or instrumentalities
- 4—A foreign government or any of its political subdivisions, agencies, or instrumentalities
- 5—A corporation
- 6—A dealer in securities or commodities required to register in the United States, the District of Columbia, or a U.S. commonwealth or possession
- 7—A futures commission merchant registered with the Commodity Futures Trading Commission
- 8—A real estate investment trust
- 9—An entity registered at all times during the tax year under the Investment Company Act of 1940
- 10—A common trust fund operated by a bank under section 584(a)
- 11—A financial institution
- 12—A middleman known in the investment community as a nominee or custodian
- 13—A trust exempt from tax under section 664 or described in section 4947

The following chart shows types of payments that may be exempt from backup withholding. The chart applies to the exempt payees listed above, 1 through 13.

IF the payment is for . . .	THEN the payment is exempt for . . .
Interest and dividend payments	All exempt payees except for 7
Broker transactions	Exempt payees 1 through 4 and 6 through 11 and all C corporations. S corporations must not enter an exempt payee code because they are exempt only for sales of noncovered securities acquired prior to 2012.
Barter exchange transactions and patronage dividends	Exempt payees 1 through 4
Payments over \$600 required to be reported and direct sales over \$5,000 <sup>1</sup>	Generally, exempt payees 1 through 5 <sup>2</sup>
Payments made in settlement of payment card or third party network transactions	Exempt payees 1 through 4

<sup>1</sup> See Form 1099-MISC, Miscellaneous Income, and its instructions.

<sup>2</sup> However, the following payments made to a corporation and reportable on Form 1099-MISC are not exempt from backup withholding: medical and health care payments, attorneys' fees, gross proceeds paid to an attorney reportable under section 6045(f), and payments for services paid by a federal executive agency.

**Exemption from FATCA reporting code.** The following codes identify payees that are exempt from reporting under FATCA. These codes apply to persons submitting this form for accounts maintained outside of the United States by certain foreign financial institutions. Therefore, if you are only submitting this form for an account you hold in the United States, you may leave this field blank. Consult with the person requesting this form if you are uncertain if the financial institution is subject to these requirements. A requester may indicate that a code is not required by providing you with a Form W-9 with "Not Applicable" (or any similar indication) written or printed on the line for a FATCA exemption code.

A—An organization exempt from tax under section 501(a) or any individual retirement plan as defined in section 7701(a)(37)

B—The United States or any of its agencies or instrumentalities

C—A state, the District of Columbia, a U.S. commonwealth or possession, or any of their political subdivisions or instrumentalities

D—A corporation the stock of which is regularly traded on one or more established securities markets, as described in Regulations section 1.1472-1(c)(1)(i)

E—A corporation that is a member of the same expanded affiliated group as a corporation described in Regulations section 1.1472-1(c)(1)(i)

F—A dealer in securities, commodities, or derivative financial instruments (including notional principal contracts, futures, forwards, and options) that is registered as such under the laws of the United States or any state

G—A real estate investment trust

H—A regulated investment company as defined in section 851 or an entity registered at all times during the tax year under the Investment Company Act of 1940

I—A common trust fund as defined in section 584(a)

J—A bank as defined in section 581

K—A broker

L—A trust exempt from tax under section 664 or described in section 4947(a)(1)

M—A tax exempt trust under a section 403(b) plan or section 457(g) plan

**Note:** You may wish to consult with the financial institution requesting this form to determine whether the FATCA code and/or exempt payee code should be completed.

## Line 5

Enter your address (number, street, and apartment or suite number). This is where the requester of this Form W-9 will mail your information returns. If this address differs from the one the requester already has on file, write NEW at the top. If a new address is provided, there is still a chance the old address will be used until the payor changes your address in their records.

## Line 6

Enter your city, state, and ZIP code.

## Part I. Taxpayer Identification Number (TIN)

**Enter your TIN in the appropriate box.** If you are a resident alien and you do not have and are not eligible to get an SSN, your TIN is your IRS individual taxpayer identification number (ITIN). Enter it in the social security number box. If you do not have an ITIN, see *How to get a TIN* below.

If you are a sole proprietor and you have an EIN, you may enter either your SSN or EIN.

If you are a single-member LLC that is disregarded as an entity separate from its owner, enter the owner's SSN (or EIN, if the owner has one). Do not enter the disregarded entity's EIN. If the LLC is classified as a corporation or partnership, enter the entity's EIN.

**Note:** See *What Name and Number To Give the Requester*, later, for further clarification of name and TIN combinations.

**How to get a TIN.** If you do not have a TIN, apply for one immediately. To apply for an SSN, get Form SS-5, Application for a Social Security Card, from your local SSA office or get this form online at [www.SSA.gov](http://www.SSA.gov). You may also get this form by calling 1-800-772-1213. Use Form W-7, Application for IRS Individual Taxpayer Identification Number, to apply for an ITIN, or Form SS-4, Application for Employer Identification Number, to apply for an EIN. You can apply for an EIN online by accessing the IRS website at [www.irs.gov/Businesses](http://www.irs.gov/Businesses) and clicking on Employer Identification Number (EIN) under Starting a Business. Go to [www.irs.gov/Forms](http://www.irs.gov/Forms) to view, download, or print Form W-7 and/or Form SS-4. Or, you can go to [www.irs.gov/OrderForms](http://www.irs.gov/OrderForms) to place an order and have Form W-7 and/or SS-4 mailed to you within 10 business days.

If you are asked to complete Form W-9 but do not have a TIN, apply for a TIN and write "Applied For" in the space for the TIN, sign and date the form, and give it to the requester. For interest and dividend payments, and certain payments made with respect to readily tradable instruments, generally you will have 60 days to get a TIN and give it to the requester before you are subject to backup withholding on payments. The 60-day rule does not apply to other types of payments. You will be subject to backup withholding on all such payments until you provide your TIN to the requester.

**Note:** Entering "Applied For" means that you have already applied for a TIN or that you intend to apply for one soon.

**Caution:** A disregarded U.S. entity that has a foreign owner must use the appropriate Form W-8.

## Part II. Certification

To establish to the withholding agent that you are a U.S. person, or resident alien, sign Form W-9. You may be requested to sign by the withholding agent even if item 1, 4, or 5 below indicates otherwise.

For a joint account, only the person whose TIN is shown in Part I should sign (when required). In the case of a disregarded entity, the person identified on line 1 must sign. Exempt payees, see *Exempt payee code*, earlier.

**Signature requirements.** Complete the certification as indicated in items 1 through 5 below.

**1. Interest, dividend, and barter exchange accounts opened before 1984 and broker accounts considered active during 1983.**

You must give your correct TIN, but you do not have to sign the certification.

**2. Interest, dividend, broker, and barter exchange accounts opened after 1983 and broker accounts considered inactive during 1983.**

You must sign the certification or backup withholding will apply. If you are subject to backup withholding and you are merely providing your correct TIN to the requester, you must cross out item 2 in the certification before signing the form.

**3. Real estate transactions.**

You must sign the certification. You may cross out item 2 of the certification.

**4. Other payments.** You must give your correct TIN, but you do not have to sign the certification unless you have been notified that you have previously given an incorrect TIN. "Other payments" include payments made in the course of the requester's trade or business for rents, royalties, goods (other than bills for merchandise), medical and health care services (including payments to corporations), payments to a nonemployee for services, payments made in settlement of payment card and third party network transactions, payments to certain fishing boat crew members and fishermen, and gross proceeds paid to attorneys (including payments to corporations).

**5. Mortgage interest paid by you, acquisition or abandonment of secured property, cancellation of debt, qualified tuition program payments (under section 529), ABLE accounts (under section 529A), IRA, Coverdell ESA, Archer MSA or HSA contributions or distributions, and pension distributions.** You must give your correct TIN, but you do not have to sign the certification.

**What Name and Number To Give the Requester**

For this type of account:	Give name and SSN of:
1. Individual	The individual
2. Two or more individuals (joint account) other than an account maintained by an FFI	The actual owner of the account or, if combined funds, the first individual on the account <sup>1</sup>
3. Two or more U.S. persons (joint account maintained by an FFI)	Each holder of the account
4. Custodial account of a minor (Uniform Gift to Minors Act)	The minor <sup>2</sup>
5. a. The usual revocable savings trust (grantor is also trustee) b. So-called trust account that is not a legal or valid trust under state law	The grantor-trustee <sup>1</sup> The actual owner <sup>1</sup>
6. Sole proprietorship or disregarded entity owned by an individual	The owner <sup>3</sup>
7. Grantor trust filing under Optional Form 1099 Filing Method 1 (see Regulations section 1.671-4(b)(2)(i)(A))	The grantor*
For this type of account:	Give name and EIN of:
8. Disregarded entity not owned by an individual	The owner
9. A valid trust, estate, or pension trust	Legal entity <sup>4</sup>
10. Corporation or LLC electing corporate status on Form 8832 or Form 2553	The corporation
11. Association, club, religious, charitable, educational, or other tax-exempt organization	The organization
12. Partnership or multi-member LLC	The partnership
13. A broker or registered nominee	The broker or nominee

For this type of account:	Give name and EIN of:
14. Account with the Department of Agriculture in the name of a public entity (such as a state or local government, school district, or prison) that receives agricultural program payments	The public entity
15. Grantor trust filing under the Form 1041 Filing Method or the Optional Form 1099 Filing Method 2 (see Regulations section 1.671-4(b)(2)(i)(B))	The trust

<sup>1</sup> List first and circle the name of the person whose number you furnish. If only one person on a joint account has an SSN, that person's number must be furnished.

<sup>2</sup> Circle the minor's name and furnish the minor's SSN.

<sup>3</sup> You must show your individual name and you may also enter your business or DBA name on the "Business name/disregarded entity" name line. You may use either your SSN or EIN (if you have one), but the IRS encourages you to use your SSN.

<sup>4</sup> List first and circle the name of the trust, estate, or pension trust. (Do not furnish the TIN of the personal representative or trustee unless the legal entity itself is not designated in the account title.) Also see *Special rules for partnerships*, earlier.

\*Note: The grantor also must provide a Form W-9 to trustee of trust.

Note: If no name is circled when more than one name is listed, the number will be considered to be that of the first name listed.

**Secure Your Tax Records From Identity Theft**

Identity theft occurs when someone uses your personal information such as your name, SSN, or other identifying information, without your permission, to commit fraud or other crimes. An identity thief may use your SSN to get a job or may file a tax return using your SSN to receive a refund.

To reduce your risk:

- Protect your SSN,
- Ensure your employer is protecting your SSN, and
- Be careful when choosing a tax preparer.

If your tax records are affected by identity theft and you receive a notice from the IRS, respond right away to the name and phone number printed on the IRS notice or letter.

If your tax records are not currently affected by identity theft but you think you are at risk due to a lost or stolen purse or wallet, questionable credit card activity or credit report, contact the IRS Identity Theft Hotline at 1-800-908-4490 or submit Form 14039.

For more information, see Pub. 5027, Identity Theft Information for Taxpayers.

Victims of identity theft who are experiencing economic harm or a systemic problem, or are seeking help in resolving tax problems that have not been resolved through normal channels, may be eligible for Taxpayer Advocate Service (TAS) assistance. You can reach TAS by calling the TAS toll-free case intake line at 1-877-777-4778 or TTY/TDD 1-800-829-4059.

**Protect yourself from suspicious emails or phishing schemes.**

Phishing is the creation and use of email and websites designed to mimic legitimate business emails and websites. The most common act is sending an email to a user falsely claiming to be an established legitimate enterprise in an attempt to scam the user into surrendering private information that will be used for identity theft.

The IRS does not initiate contacts with taxpayers via emails. Also, the IRS does not request personal detailed information through email or ask taxpayers for the PIN numbers, passwords, or similar secret access information for their credit card, bank, or other financial accounts.

If you receive an unsolicited email claiming to be from the IRS, forward this message to [phishing@irs.gov](mailto:phishing@irs.gov). You may also report misuse of the IRS name, logo, or other IRS property to the Treasury Inspector General for Tax Administration (TIGTA) at 1-800-366-4484. You can forward suspicious emails to the Federal Trade Commission at [spam@uce.gov](mailto:spam@uce.gov) or report them at [www.ftc.gov/complaint](http://www.ftc.gov/complaint). You can contact the FTC at [www.ftc.gov/idtheft](http://www.ftc.gov/idtheft) or 877-IDTHEFT (877-438-4338). If you have been the victim of identity theft, see [www.IdentityTheft.gov](http://www.IdentityTheft.gov) and Pub. 5027.

Visit [www.irs.gov/IdentityTheft](http://www.irs.gov/IdentityTheft) to learn more about identity theft and how to reduce your risk.

## Privacy Act Notice

Section 6109 of the Internal Revenue Code requires you to provide your correct TIN to persons (including federal agencies) who are required to file information returns with the IRS to report interest, dividends, or certain other income paid to you; mortgage interest you paid; the acquisition or abandonment of secured property; the cancellation of debt; or contributions you made to an IRA, Archer MSA, or HSA. The person collecting this form uses the information on the form to file information returns with the IRS, reporting the above information. Routine uses of this information include giving it to the Department of Justice for civil and criminal litigation and to cities, states, the District of Columbia, and U.S. commonwealths and possessions for use in administering their laws. The information also may be disclosed to other countries under a treaty, to federal and state agencies to enforce civil and criminal laws, or to federal law enforcement and intelligence agencies to combat terrorism. You must provide your TIN whether or not you are required to file a tax return. Under section 3406, payers must generally withhold a percentage of taxable interest, dividend, and certain other payments to a payee who does not give a TIN to the payer. Certain penalties may also apply for providing false or fraudulent information.

*A complete copy of AIA Document A201, 1997 Edition, with Supplementary General Conditions incorporated, is available for review in the Peoria Park District's Planning, Design and Construction Office.*

## **SUPPLEMENTARY GENERAL CONDITIONS**

1. **A. "GENERAL CONDITIONS OF THE CONTRACT FOR CONSTRUCTION"**, AIA Document A201, 1997 Edition, published by the American Institute of Architects, including revisions adopted before the date of the Project Manual, is hereby made part of these Specifications with same force and effect as though set forth in full.
  - B.** The following modifies, changes, deletes from or adds to the General Conditions of the Contract for Construction (AIA Document A201, Fourteenth Edition, 1997). Where any Article of the General Conditions is modified or any Paragraph, Subparagraph or Clause thereof is modified or deleted by these Supplementary Conditions, the unaltered provisions of that Article, Paragraph, Subparagraph or Clause shall remain in effect.
  - C.** Parenthesis ( ) indicates the appropriate section and Subparagraph of the General Conditions which each paragraph of the Supplementary General Conditions modifies or refers to.
2. **INSERT THE FOLLOWING PHRASE TO PARAGRAPH (1.1.1) AFTER THE WORDS "The Contract Documents consist of the Agreement Between Owner and Contractor (hereinafter the Agreement)":**

“the Contractor's Bid, the Advertisement for Bids, the Instructions to Bidders, sample forms and addenda relating to these,”

**DELETE THE LAST SENTENCE OF PARAGRAPH (1.1.1).**

3. **ADD THE FOLLOWING SENTENCES TO END OF PARAGRAPH (1.2.1):**

The Contractor shall notify the Owner's Representative immediately if discrepancies are discovered. Full-size or large-scale details or drawings shall govern small-scale drawings that the former are intended to amplify. Dimensions from drawings shall not be determined by scale or rule. Where the Drawings and Specifications conflict with each other or with themselves, the Owner's Representative (in consultation with the Architect, if any) will decide which conflicting requirement governs. Should discrepancies or doubt occur, Contractor shall not proceed with the Work without clarification from the Owner. Contractor shall request clarification in a reasonable time to avoid delays and increases in the Contract Sum.

**ADD THE FOLLOWING PARAGRAPHS TO SECTION (1.2):**

**1.2.4** If any item or material shown on the Drawings is omitted from the Specifications, or vice-versa (except when the Drawings and Specifications clearly exclude such omitted item), and when such item or material is clearly required to complete the detail shown or specified, the Contractor shall furnish and install such item or material of the type and quality established by the balance of the detail shown and specified at no increase to the Contract Sum.

**1.2.5** Where a typical or representative detail is shown on the Drawings, this detail shall constitute the standard for workmanship and materials throughout those parts of the Work.

**1.2.6** Any Summary of Work as outlined in the Specifications shall not be deemed to limit the work required by the Contract Documents. The Contractor and each Subcontractor shall be responsible for carefully examining all Drawings, including all details, plans, elevations, sections, schedules and diagrams for each particular type of work, and for coordinating the Work described in the Drawings, with the related Specifications. The Contractor shall also be responsible for determining the exact scope of work for each type of work per the Contract Documents and Contractor shall endeavor to check cross-references of work excluded from any division. The Contract Sum is deemed to be based on a complete installation. When additional details or instructions are clearly required to complete the work, the Contractor is deemed to have made an allowance in the Contract Sum for completion of such Work consistent with the local standard of care.

**1.2.7** The Drawings are intended to show the arrangement, design and extent of the Work and are schematic in nature. They are not to be scaled for roughing-in measurements or used as shop drawings.

**4. ADD THE FOLLOWING PARAGRAPH TO SECTION (1.5):**

**1.5.3** Neither any oral representation by or oral agreement with any officer, agent, or employee of Owner or Architect before execution of this Contract shall affect or modify any of the Contractor's rights or obligations hereunder. Contractor is not aware of any facts that make misleading or inaccurate in any material respect any information Owner or Architect has furnished to Contractor which would have a material adverse affect on the Contract Time or Contract Sum which Contractor has not advised Owner or Architect of, and if, during the course of the performance of the Work, Contractor learns of any such facts it will so advise Owner. Contractor shall not be entitled to any adjustments in the Contract Time or the Contract Sum as a consequence of Contractor's breach of the terms of this Subparagraph.

**5. IN PARAGRAPH (1.6.1) DELETE THE WORD "Architect" IN THE FOURTH SENTENCE AND REPLACE IT WITH THE WORD "Owner".**

**DELETE SENTENCES #7, #8, #9 STARTING WITH "The Contractor, Subcontractors, Sub-subcontractors and material or equipment suppliers are ...."**

**6. DELETE PARAGRAPH (2.2.3) IN ITS ENTIRETY.**

**7. ADD THE FOLLOWING SENTENCE AT THE END OF PARAGRAPH (2.3.1):**

"The Owner shall not be liable for any extra cost incurred by the Contractor by such an order."

**8. IN PARAGRAPH (2.4.1) DELETE THE SECOND TO LAST SENTENCE.**

**9. IN PARAGRAPH (3.2.1, 3.2.2 AND 3.2.3) AFTER THE WORD "Architect" ADD THE WORDS "and Owner".**

**10. ADD THE FOLLOWING PARAGRAPHS TO SECTION (3.2):**

**3.2.4** Before starting any work, the Contractor shall examine work performed by others to which his work adjoins or is applied to and report to the Owner's Representative any conditions that will prevent the satisfactory accomplishment of his work. Failure to notify the Owner's Representative of deficiencies or faults in preceding work prior to commencing work shall constitute acceptance thereof and waiver of any claim of its unsuitability.

**11. ADD THE FOLLOWING PARAGRAPHS TO SECTION (3.4):**

**3.4.4** Before ordering any material or doing any Work, the Contractor shall verify all measurements at the Project site and he shall be responsible for the correctness of same. No extra charge or compensation will be allowed to the Contractor on account of any difference between actual dimensions and the measurements shown on the Project Drawings.

**3.4.5** The Contractor shall carefully inspect all materials delivered on and to the Project site and reject defective materials without waiting for the Owner's Representative or other representative of Owner to observe the materials.

**12. ADD THE FOLLOWING PARAGRAPHS TO SECTION (3.5):**

**3.5.2** The Contractor agrees to assign to the Owner any and all manufacturer's warranties relating to materials and equipment furnished as part of the Work and further agrees to perform the Work in such manner so as to preserve any and all such manufacturer's warranties subject to installation directives and other terms of the Contract Documents. The Contractor agrees to deliver to the Owner, upon final payment, such assignments along with or as part of a reference manual, in form and detail reasonably acceptable to Owner, showing all such warranties and guarantees provided by the Contractor and Subcontractors. Such warranties and guarantees shall commence no sooner than the date of purchase from the supplier.

**3.5.3** The warranty of Contractor provided in Paragraph 3.5 shall in no way limit or abridge the warranties of the suppliers of equipment and systems which are to comprise a portion of the Work, if they are broader, and all of such warranties shall be in form and substance as required by the Contract Documents. Contractor shall take no action or fail to act in any way which results in the termination or expiration of such third party warranties or which otherwise results in prejudice to the rights of the Owner under such warranties subject to installation directives and other terms of the Contract Documents. Contractor agrees to provide all notices required for the effectiveness of such warranties and shall include provisions in the contracts with the providers and manufacturers of such systems and equipment whereby Owner shall have a direct right of enforcement of such warranty obligations.

**13. IN PARAGRAPH (3.6.1), DELETE THE WORD "Sales".**

**ADD THE FOLLOWING AT THE END OF PARAGRAPH (3.6.1):**

The Peoria Park District is exempt from Federal, State and Local taxes. A certificate of exemption will be furnished upon request.

**14. IN PARAGRAPH (3.10.2) BEFORE THE WORD "Architect's" ADD THE WORDS "Owner's and".**

**IN PARAGRAPH (3.10.2) AFTER THE WORD "Architect" ADD THE WORDS "and Owner's Representative".**

**ADD THE FOLLOWING PARAGRAPHS TO SECTION (3.10):**

**3.10.4** The construction schedule shall provide for the most expeditious and practicable execution of the Work. The Contractor shall also work closely with the Owner to confirm that the construction schedule accurately reflects the status of the Project. The Contractor's construction schedule shall be updated every month by the Contractor and submitted to the Owner.

- .1** Whenever it becomes apparent from the updated construction schedule that any substantial completion previously established by the construction schedule cannot be met, the Contractor shall, at the Owner's request, take any or all of the following actions with no increase to the Contract Sum or Contract Time (unless the delay is caused by an event set forth in paragraph 8.3 of these General Conditions thereby permitting adjustment of the Contract Sum and/or Contract Time under Paragraph 4.3.5 of these General Conditions):

- .1.1** Increase construction manpower to substantially return the Project to schedule;
- .1.2** Increase the number of working hours per shift, shifts per day or the amount of construction equipment or any combination of the foregoing which will substantially return the Project to schedule;
- .1.3** Reschedule activities to concurrently accomplish activities, to the maximum degree practicable, in the time required by the Contract Documents.

If the Contractor fails to take any of these actions Owner shall have the notice and other rights set forth in Paragraph 2.4.

**15. IN PARAGRAPH (4.1.1) DELETE THE FIRST SENTENCE AND SUBSTITUTE THE FOLLOWING:**

"The Architect, Owner's Representative, and Owner's Project Manager are defined in Paragraph C of "Section 01000 - General" of "Division 01000 - General Requirements".

- 16. IN PARAGRAPH (4.2.1) DELETE THE WORDS "and will be an Owner's Representative".**
- 17. IN PARAGRAPH (4.2.2) DELETE THE WORDS "as a representative of the Owner".**
- 18. IN PARAGRAPH (4.2.4) IN THE FIRST SENTENCE SUBSTITUTE THE WORD "Architect" FOR THE WORD "Owner" AND SUBSTITUTE THE WORD "Owner" FOR THE WORD "Architect".**
- 19. IN PARAGRAPH (4.2.5) DELETE THE WORD "Architect's" AND "Architect" AND SUBSTITUTE THE WORDS "Owner Representative's" AND "Owner Representative".**
- 20. IN PARAGRAPH (4.2.6) IN THE SECOND SENTENCE AFTER THE WORDS "will have authority" INSERT THE WORDS "upon written authorization from the Owner".**
- 21. IN PARAGRAPH (4.2.8) DELETE THE WORD "prepare" AND SUBSTITUTE THE WORDS "assist the Owner's Representative in preparing".**
- 22. IN PARAGRAPH (4.2.9) DELETE THE WORD "Architect" AND SUBSTITUTE WORDS "Owner's Representative, assisted by the Architect".**
- 23. IN PARAGRAPH (4.2.11) IN THE FIRST SENTENCE DELETE THE WORDS "and decide".**
- 24. IN PARAGRAPH (4.2.12) IN THE FIRST SENTENCE DELETE THE WORD "and decisions".**  
**IN PARAGRAPH (4.2.12) IN THE SECOND SENTENCE DELETE THE WORDS "and initial decisions" AND "or decisions".**
- 25. ADD PARAGRAPH TO SECTION (4.2):**

**4.2.14** Notwithstanding any other provision of this Agreement to the contrary, the Architect shall have no authority to order or approve any material deviation from the Contract Documents, whether or not such deviation affects the Contract Sum or other Substantial Completion Date (as defined herein). In the event any such deviation is sought, prior written approval from the Owner’s Representative and the Owner must be obtained. The Architect may decide quality issues and may approve non-material deviations from the Contract Documents.

**26. IN PARAGRAPH (4.3.4) IN THE FOURTH SENTENCE DELETE THE WORD “decision” AND SUBSTITUTE THE WORD “recommendation”.**

**IN PARAGRAPH (4.3.4) IN THE LAST SENTENCE DELETE THE WORD “determination” AND SUBSTITUTE THE WORD “recommendation”.**

**27. DELETE PARAGRAPH (4.3.10) IN ITS ENTIRETY.**

**28. DELETE PARAGRAPH (4.4.1) AND SUBSTITUTE THE FOLLOWING:**

“Claims, disputes and other matters in question between the Contractor and the Owner relating to the execution or progress of the Work or the interpretation of the Contract Documents shall be initially referred in writing to the Architect for a recommendation.”

**29. IN PARAGRAPH (4.4.2) AFTER “(2)” ADD THE WORD “recommend” AND CHANGE THE WORD “reject” TO “rejecting”.**

**IN PARAGRAPH (4.4.2) AFTER “(3)” ADD THE WORD “recommend” AND CHANGE THE WORD “approve” TO “approving”.**

**IN PARAGRAPH (4.4.2) AT THE END OF THE SENTENCE DELETE THE WORD “resolve” AND ADD THE WORDS “make recommendation on”.**

**30. IN PARAGRAPH (4.4.3) DELETE THE WORD “decision” AND SUBSTITUTE THE WORD “recommendation”.**

**31. IN PARAGRAPH (4.4.4) IN THE LAST SENTENCE DELETE THE WORDS “either reject or approve the Claim” AND SUBSTITUTE THE WORDS “provide a recommendation regarding the Claim in accordance with Paragraph 4.2.2”.**

**IN PARAGRAPH (4.4.4) AT THE END OF THE LAST SENTENCE DELETE THE WORDS “in whole or in part.”**

**32. DELETE PARAGRAPHS (4.4.5) AND (4.4.6) IN THEIR ENTIRETY.**

**33. IN PARAGRAPH (4.4.8) DELETE THE WORD “resolution” AND SUBSTITUTE THE WORDS “final recommendation”.**

**IN PARAGRAPH (4.4.8) AFTER THE WORD “Architect,” ADD THE WORD “or”.**

**IN PARAGRAPH (4.4.8) AT THE END OF THE SENTENCE DELETE THE WORDS “or by arbitration”.**

**34. IN PARAGRAPH (4.5.1) DELETE THE WORD “decision” AND SUBSTITUTE THE WORD “recommendation”.**

**IN PARAGRAPH (4.5.1) DELETE THE WORDS “arbitration or”.**

**35. IN PARAGRAPH (4.5.2) IN THE SECOND SENTENCE DELETE THE WORDS “a demand for arbitration” AND SUBSTITUTE THE WORDS “legal or equitable proceedings”.**

**IN PARAGRAPH (4.5.2) AFTER THE WORDS “proceed in advance of “ DELETE THE WORDS “arbitration or”.**

**36. IN PARAGRAPH (4.5.3) DELETE THE FIRST SENTENCE.**

**37. DELETE SECTION (4.6) IN ITS ENTIRETY.**

**38. IN PARAGRAPH (5.2.1) DELETE THE FIRST SENTENCE AND SUBSTITUTE:**

“The subcontractors/suppliers listed by the Contractor on the Major Subcontractor/Supplier List (submitted with the Bid) shall not be changed without the written consent of the Owner.”

**IN PARAGRAPH (5.2.1) IN THE SECOND SENTENCE DELETE THE WORDS “Architect will” AND SUBSTITUTE THE WORDS “Owner’s Representative will”.**

**IN PARAGRAPH (5.2.1) IN THE SECOND SENTENCE AFTER THE WORDS “promptly reply to” ADD THE WORDS “any request made by”.**

**IN PARAGRAPH (5.2.1) IN THE SECOND SENTENCE AFTER THE WORDS “any such proposed” ADD THE WORDS “change in”.**

**IN PARAGRAPH (5.2.1) IN THE LAST SENTENCE DELETE THE WORDS “Owner or Architect” AND SUBSTITUTE THE WORDS “Owner’s Representative”.**

**IN PARAGRAPH (5.2.1) IN THE LAST SENTENCE DELETE THE WORD “promptly” AND ADD THE WORDS “within 10 calendar days (of receipt of written request for such change from the Contractor)”.**

**39. IN PARAGRAPH (6.2.2) BEFORE THE WORD “Architect” ADD THE WORDS “Owner and”.**

**40. IN PARAGRAPH (6.3.1) DELETE THE WORD “Architect” AND SUBSTITUTE THE WORD “Owner”.**

**41. IN PARAGRAPH (7.2.1) DELETE THE WORDS “the Architect” AND SUBSTITUTE THE WORDS “the Owner’s Representative”.**

**ADD THE FOLLOWING PARAGRAPHS TO SECTION (7.2):**

**7.2.3** A Change Order shall include all of the Contractor’s costs associated therewith.

**7.2.4** The Contractor shall not accept any request for a Change Order from any person other than the Owner and may not perform any work asserted to constitute a change in the Work until the Owner has approved the Change Order in writing, unless the Owner authorizes the Contractor, in writing, to proceed with a change prior to the Owner's final approval. Notwithstanding anything to the contrary herein, the Contractor shall not charge for overtime services in the performance of any Change Order Work, unless the Owner has specifically authorized overtime in writing. Owner may competitively bid changes in the Work and Contractor, Subcontractor and suppliers shall provide Owner with all documents Owner requests to facilitate such competitive bidding of changes in the Work.

**7.2.5** There shall be no change in the Work, whether an alteration or addition to the Contract Sum or to any amounts due under the Contract Documents or to a change in the Contract Time, unless and until such alteration or addition has been authorized by a written Change Order executed and issued in accordance and compliance with the requirements with this Article 7 or by written authorization to proceed with such change in the Work signed by the Owner or as otherwise provided pursuant to the Contract Documents. The requirements set forth in this Paragraph 7.2.5 are of the essence. No claim that the Owner has been unjustly enriched by any alteration or addition to the Work, whether or not any such unjust enrichment to the Work or to the Owner in fact exists, shall form the basis of any claim for an increase in any amount due under the Contract Documents or a change in the Contract Time, and the terms of a fully-executed Change Order shall be conclusive.

- 42. IN PARAGRAPH (7.3.1) DELETE THE WORDS "the Architect" AND SUBSTITUTE THE WORDS "the Owner's Representative".**
- 43. IN PARAGRAPH (7.3.4) DELETE THE WORDS "the Architect" AND SUBSTITUTE THE WORDS "the Owner's Representative".**
- 44. IN PARAGRAPH (7.3.6) IN THE FIRST SENTENCE DELETE THE WORD "determined" AND SUBSTITUTE THE WORD "recommended".**
- 45. IN PARAGRAPH (7.3.7) IN THE FIRST SENTENCE AFTER THE WORD "Architect" ADD THE WORDS "and the Owner's Representative".**
- 46. IN PARAGRAPH (7.3.8) DELETE THE WORDS "the Architect" AND SUBSTITUTE THE WORDS "the Owner's Representative".**
- 47. IN PARAGRAPH (7.3.9) DELETE THE WORD "determination" AND SUBSTITUTE THE WORD "recommendation".**
- 48. IN PARAGRAPH (8.1.3) DELETE THE WORD "Architect" AND SUBSTITUTE THE WORDS "Owner's Representative".**
- 49. ADD THE FOLLOWING PARAGRAPHS TO SECTION (8.2) .**

**8.2.4** All work shall be "Substantially Complete" as required by the **Instructions to Bidders** and the **Agreement Between Owner and Contractor**.

**8.2.5** It is further agreed that said completion schedule is reasonable, and the Contractor shall prosecute said work regularly, diligently and continuously at such rate of progress as will insure full completion thereof within the time specified.

**8.2.6** Provided, however, the following exceptions:

- .1 Any preference, priority or allocation order duly issued by the United States Government.
- .2 Any unforeseeable cause beyond the control and without the fault or negligence of the Contractor, including acts of God, or of a public enemy, acts of the Owner, acts of another Contractor in performance of a separate contract with the Owner, fire, floods, epidemics, quarantine restrictions, strikes, freight embargoes and unusually severe weather. The criteria on which the unusually severe weather shall be based is the average precipitation/temperatures received in the project area, as recorded over a period of the last five (5) years at the local area United States Weather Station. Any extension of time due to unusually severe weather must be requested by the Contractor on the basis of documented records of the actual precipitation/temperatures during the contract time period, compared with the normal/average for the area. Also, the criteria shall include the number of excessive precipitation or extreme cold days (i.e., days in which the temperature would adversely affect the type of work being constructed) over the same period and whether or not the Contractor's force worked on said days or stage of construction was affected.
- .3 Any delays of subcontractors occasioned by any of the causes specified in this paragraph.

**8.2.7** Provided further that the Contractor shall, within seven (7) days from the beginning of any such delay during the performance of the Contract, notify the Owner's Representative in writing of the alleged cause of such delay.

**50. IN PARAGRAPH (8.3.1) DELETE THE WORDS “and arbitration”.**

**IN PARAGRAPH (8.3.1) DELETE THE WORD “determine” AND SUBSTITUTE THE WORD “recommend”.**

**51. DELETE PARAGRAPH (9.2.1) AND SUBSTITUTE THE FOLLOWING:**

“Before the first Application for Payment, the Contractor shall submit to the Owner’s Representative a schedule of values allocated to various portions of the Work, prepared in such form and supported by such data to substantiate its accuracy as the Architect and Owner’s Representative may require. This schedule, unless objected to by the Architect and Owner’s Representative, shall be used as a basis for reviewing the Contractor’s Applications for Payment.”

**52. IN THE FIRST SENTENCE OF (9.3.1), CHANGE "ten" TO "forty five”.**

**IN PARAGRAPH (9.3.1) IN THE FIRST SENTENCE DELETE THE WORD “Architect” AND SUBSTITUTE THE WORDS “Owner’s Representative”.**

**ADD THE FOLLOWING TO THE END OF PARAGRAPH (9.3.1):**

Payment requests shall consist of AIA Documents #702 "Application and Certificate for Payment"; AIA #703 "Continuation Sheet"; Contractors Affidavit of Payment to Subcontractors and Suppliers; Weekly Workforce Reports; Certified Payroll Form; and Waivers of Lien. (Waivers of Lien are required from the general contractor in the full amount of the current payment application, and from all subcontractors, suppliers, or workers who provide more than \$10,000 of project material/labor of the Work. The waiver shall be in the amount(s) listed in the Contractor's Affidavit.) For final payment, the general contractor shall also provide a Waiver of Lien in the full amount of the contract price.

**The Waiver of Lien and Contractor Affidavit forms used shall be the Peoria Park District's standard form(s): 1) "Final Waiver of Lien" (for general contractors), 2) "Waiver of Lien - General**

Contractor's Partial To Cover Only Certain Payments", 3) "Sub-Contractor's Final Waiver of Lien", 4) "Waiver of Lien - Sub-Contractor's Partial To Cover Only Certain Payments, and 5) "Contractor's Affidavit". (These forms are included in the Project Manual, and are the required Waiver of Lien forms for the project.)

(If the Contractor is unable to provide the required sub-contractor waiver at the time the application for payment is submitted (preferred method) alternatively, it may be provided at the time that payment is delivered by the District. If the sub-contractor waiver(s) still cannot be provided at that time, the District will provide "two-party" checks in which the Contractor and the sub-contractor are named jointly as payees.)

Format of AIA #703 shall follow that of "Schedule of Values". (See Division 01000 Article IV.) All payment requests shall reflect retainage in the amount of 10% of completed work.

**53. IN PARAGRAPH (9.3.1.1) DELETE THE WORDS “or by interim determination of the Architect, but not yet included in Change Orders”.**

**54. ADD THE FOLLOWING SUB-PARAGRAPHS TO PARAGRAPH (9.3.1):**

**9.3.1.3** Upon Substantial Completion, the Owner will pay 95% percent of the amount due to the Contractor on account.

**9.3.1.4** Monthly progress payments will be made by the Owner on projects lasting more than sixty days (from award of the bid to the Substantial Completion date given in the Supplementary Instructions to Bidders).

**55. ADD THE FOLLOWING SUB-PARAGRAPHS TO PARAGRAPH (9.3.2):**

**9.3.2.1** Material stored on site will be considered for payment only when a Schedule of Stored Materials with appropriate values accompany the payment request as an attachment.

**9.3.2.2** All material and work covered by partial payments made shall thereupon become the sole property of the Owner, but this provision shall not be construed as relieving the Contractor from the sole responsibility for the care and protection of material and work upon which payments have been made or the restoration of any damaged work, or as a waiver of the contract.

**56. IN PARAGRAPH (9.4.1) DELETE THE WORDS “Architect” AND “Architect’s” AND SUBSTITUTE THE WORDS “Owner’s Representative” AND “Owner’s Representative’s”.**

**IN PARAGRAPH (9.4.1) DELETE THE PHRASE "with a copy to the Contractor".**

**57. IN THE FIRST SENTENCE OF PARAGRAPH (9.4.2) DELETE THE WORD “Architect”.**

**IN THE FIRST SENTENCE OF PARAGRAPH (9.4.2) AFTER THE WORDS “Architect’s” ADD THE WORDS “and Owner’s Representative’s”.**

**IN THE FOURTH SENTENCE OF PARAGRAPH (9.4.2) DELETE THE WORDS “Architect has” AND SUBSTITUTE THE WORDS “Owner’s Representative and Architect have”.**

**58. IN PARAGRAPH (9.5.1) DELETE THE WORDS “Architect” AND “Architect’s” AND SUBSTITUTE THE WORDS “Owner’s Representative AND “Owner’s Representative’s”.**

- 59. IN PARAGRAPHS (9.6.1, 9.6.3, AND 9.6.4) DELETE THE WORDS “Architect” AND SUBSTITUTE THE WORDS “Owner’s Representative”.**
- 60. IN PARAGRAPH (9.7.1) DELETE THE WORD “Architect” AND SUBSTITUTE THE WORDS “Owner’s Representative”.**
- IN PARAGRAPH (9.7.1) DELETE THE WORDS “or awarded by arbitration”.**
- 61. IN PARAGRAPH (9.8.2) DELETE THE WORD “Architect” AND SUBSTITUTE THE WORDS “Owner’s Representative”.**
- 62. IN THE FIRST SENTENCE OF PARAGRAPH (9.8.3) DELETE THE WORD “Architect” AND SUBSTITUTE THE WORDS “Owner’s Representative assisted by the Architect”.**
- IN THE SECOND AND THIRD SENTENCES OF PARAGRAPH (9.8.3) DELETE THE WORDS “Architect’s” and “Architect” AND SUBSTITUTE THE WORDS “Owner’s Representative’s” and “Owner’s Representative”.**
- 63. IN PARAGRAPH (9.8.4) DELETE THE WORD “Architect” AND SUBSTITUTE THE WORDS “Owner’s Representative”.**
- 64. IN PARAGRAPH (9.9.1) DELETE THE WORD “Architect” AND SUBSTITUTE THE WORDS “Owner’s Representative”.**
- 65. IN PARAGRAPH (9.10.1) IN THE FIRST SENTENCE AFTER THE FIRST TWO APPEARANCES OF THE WORD ‘Architect’ ADD THE WORDS “and Owner’s Representative”.**
- IN PARAGRAPH (9.10.1) DELETE THE THIRD AND FOURTH APPEARANCES OF THE WORD “Architect” and “Architect’s” AND SUBSTITUTE THE WORDS “Owner’s Representative” and “Owner’s Representative’s”.**
- IN PARAGRAPH (9.10.1) AFTER THE FIFTH APPEARANCE OF THE WORD “Architect’s” ADD THE WORDS “and Owner’s Representative’s”.**
- IN THE LAST SENTENCE OF PARAGRAPH (9.10.1) DELETE THE WORD “Architect’s” AND SUBSTITUTE THE WORDS “Owner’s Representative’s”.**
- 66. IN PARAGRAPH (9.10.2) DELETE THE WORD “Architect” AND SUBSTITUTE THE WORD “Owner’s Representative”.**
- 67. ADD THE FOLLOWING SUB-PARAGRAPH TO PARAGRAPH (9.10.2):**
- 9.10.2.1** When all items including items noted within Division 1000 General Requirements are found to be complete and in conformance with the Contract Documents, a final payment will be issued.
- 68. IN PARAGRAPH (9.10.3) DELETE THE WORD “Architect” AND SUBSTITUTE THE WORDS “Owner’s Representative”.**
- 69. IN PARAGRAPH (11.1.1) IN THE FIRST SENTENCE AFTER THE PHRASE “as will protect the Contractor” ADD THE WORDS “Architect and Owner”.**

- 70. IN PARAGRAPH (11.1.2), IN THE FIRST SENTENCE DELETE THE WORDS “limits of liability specified in the Contract Documents” AND SUBSTITUTE THE WORDS “limits required in ‘Attachment A – Project Specific Insurance Requirements’ (which is included as the last section of the Project Manual and the requirements therein shall be made part of the Contract Documents),”.**

**IN PARAGRAPH (11.1.2) AFTER THE FIRST SENTENCE ADD:**

“In addition, if any of the work occurs within fifty feet of an active railroad line and the Contractor’s general liability coverages provide for exclusions of coverage when working on or near a railroad, the Contractor shall provide a separate Railroad Protective Liability Insurance Policy naming the railroad as the insured party, with the coverage limits required by that railroad.”

- 71. IN PARAGRAPH (11.1.3), AFTER THE WORDS “Certificates of insurance” ADD THE WORDS “and endorsements to the insurance policy(s) which are”.**

**IN PARAGRAPH (11.1.3) AFTER THE WORDS “acceptable to the Owner” ADD THE WORDS “and naming the Owner, their agents and consultants as additional insured”.**

**ADD THE FOLLOWING SUB-PARAGRAPHS TO PARAGRAPH (11.1)**

**11.1.4** The Contractor may, at his option, furnish Owner’s Protective Liability Insurance in lieu of naming the Owner Additional Insured on the Contractor’s policy, as required above. This insurance shall protect the Owner from claims as set forth in Paragraph 11.1.1 of the General Conditions, and to the limits required herein, as shown in “Attachment A”.

**11.1.5** The Contractor shall furnish two copies of each of the required Certificates or Endorsements for each copy of the Agreement which shall specifically set forth evidence of all coverage required by the Contract Documents. The form of the Certificate(s) or Endorsement(s) shall be those as required in “Attachment A”. The Contractor shall also furnish to the Owner copies of any endorsements which limit coverage, or are subsequently issued amending coverage or limits of coverage.

- 72. DELETE PARAGRAPHS (11.3.1, 11.3.2, AND 11.3.3) IN THEIR ENTIRETY.**

- 73. DELETE PARAGRAPH (11.4.1) AND SUBSTITUTE:**

“If the work of the project is being completed by one general or prime contractor rather than multiple prime contractors, the Contractor shall purchase and maintain property insurance upon the entire Work at the site to the full replacement value thereof. Such insurance shall be in a company or companies against which the Owner has no reasonable objection. This insurance shall include the interests of the Owner, the Contractor, Subcontractors and Sub-subcontractors in the Work.

- 74. AT THE END OF PARAGRAPH (11.4.1.1) ADD THE FOLLOWING SENTENCE:** “The form of policy for this coverage shall be “Completed Value”.

- 75. DELETE PARAGRAPH (11.4.1.2) IN ITS ENTIRETY.**

**76. DELETE PARAGRAPH (11.4.1.3) IN ITS ENTIRETY AND SUBSTITUTE:**

“If by the terms of this insurance any mandatory deductibles are required, or if the Contractor should elect, with the concurrence of the Owner, to increase the mandatory deductible amounts or purchase this insurance with voluntary deductible amounts, the Contractor shall be responsible for payment of the amount of all deductibles in the event of a paid claim. If separate contractors are added as insureds to be covered by this policy, the separate contractors shall be responsible for payment of appropriate part of any deductibles in the event claims are paid on their part of the Project.”

**77. DELETE PARAGRAPHS (11.4.3, 11.4.4, AND 11.4.5) IN THEIR ENTIRETY.**

**78. DELETE PARAGRAPH (11.4.6) AND SUBSTITUTE:**

“The Contractor shall file two certified copies of all policies with the Owner before exposure to loss can occur. If the Owner is damaged by the failure of the Contractor to maintain such insurance and to so notify the Owner, then the Contractor shall bear all reasonable costs properly attributable thereto.

**79. DELETE PARAGRAPHS (11.4.7, 11.4.8, 11.4.9, AND 11.4.10) IN THEIR ENTIRETY.**

**80. DELETE PARAGRAPH (11.5.1) AND SUBSTITUTE:**

“The Contractor shall furnish a Performance Bond and a separate Labor and Material Payment Bond, each for one hundred percent (100%) of the Contract Sum. Form of these bonds shall be as provided by the Owner in the Project Manual and no other form will be accepted. The Surety shall be authorized to do business in the State of Illinois and be acceptable to the Owner.

**81. IN PARAGRAPH (12.1.1) DELETE THE WORD “Architect’s” AND SUBSTITUTE WORDS “Owner’s Representative’s and Architect’s”. DELETE THE WORD “Architect” AND SUBSTITUTE THE WORDS “Owner’s Representative”.**

**82. IN PARAGRAPH (12.1.2) AFTER THE WORD “Architect” ADD THE WORDS “and Owner’s Representative”.**

**83. IN PARAGRAPH (12.2.1.1) AFTER THE WORD “Architect” ADD THE WORDS “and Owner’s Representative”.**

**84. IN PARAGRAPH (13.5.4) AFTER THE WORD “Architect” ADD THE WORDS “and Owner’s Representative”.**

**85. IN PARAGRAPH (14.1.1.3) DELETE THE WORD “Architect” AND SUBSTITUTE THE WORDS “Owner’s Representative”.**

**86. IN PARAGRAPH (14.2.2) DELETE THE PHRASE “, upon certification by the Architect that sufficient cause exists to justify such action,”.**

**87. IN PARAGRAPH (14.2.4) DELETE THE WORD “Architect” AND SUBSTITUTE THE WORDS “Owner’s Representative”.**

**88. DELETE PARAGRAPH (14.4.3) IN ITS ENTIRETY AND SUBSTITUTE:**

In case of such termination for the Owner's convenience, the Contractor shall be entitled to receive payment for Work executed, and costs incurred by reason of such termination. In no event, however, will such amounts exceed the Contract Sum reduced by the amount of prior payments except for increases pursuant to the claims procedure in the Contract Documents. Subcontracts, subsubcontracts, and purchase orders will contain appropriate provisions for termination for convenience under this Paragraph 14.4.

**89. ADD THE FOLLOWING ARTICLE 15: LABOR, SAFETY AND WAGE STANDARDS TO THE GENERAL CONDITIONS OF THE CONTRACT:**

**ARTICLE 15  
LABOR, WAGE, SAFETY, AND OTHER STANDARDS**

**15.1 LABOR STANDARDS.** All employers shall comply with the Employment of Illinois Workers on Public Works Act [30 ILCS 570/1 to 570/7].

**15.2 WAGE STANDARDS.**

**15.2.1 PREVAILING WAGE ACT:** Wages and benefits to employees shall comply with all Federal and State of Illinois statutes pertaining to public works projects and specifically: Wages of Employees on Public Works [820 ILCS 130/1 - 12].

**15.2.2** Not less than the prevailing rate of wages as determined by the Park District or the Department of Labor shall be paid to all laborers, workers and mechanics performing work under this contract. All contractor's bonds shall include a provision as will guarantee the faithful performance of such prevailing wage clause as provided by this bid specification or contract.

**15.2.3** The terms "general prevailing rate of hourly wages", "general prevailing rate of wages" or "prevailing rate of wages" when used in this Act mean the hourly cash wages plus fringe benefits for training and apprenticeship programs approved by the U.S. Department of Labor, Bureau of Apprenticeship and Training, health and welfare, insurance, vacations and pensions paid generally, in the locality in which the work is being performed, to employees engaged in work of a similar character on public works.

**15.2.4 PREVAILING WAGE ACT/FOIA**  
Contractors and subcontractors shall submit certified payroll on a monthly basis to the Park District in compliance with requirements of 820 ILCS 130/5. These records will be kept by the Park District for three years and may be reviewed by others through the Freedom of Information Act (FOIA). The Park District will exclude employee's address, telephone number, and social security number from public inspection.

**15.3 SAFETY STANDARDS.**

**15.3.1 PROTECTION OF PERSONS AND PROPERTY:** The Contractor and his subcontractors shall, at all times, comply with applicable provisions of Federal, State and Local laws.

**15.3.1.1** The Contractor and his sub-contractors shall have written programs complying with Occupational Safety and Health Administration standards and/or Illinois Department of Labor requirements including, but not limited to the following: hazardous communications, hearing conservation, respirator use, confined space entry, scaffolding, ladders, ventilation, flammable and combustible liquids, and lockout/tagout. The

Contractor shall submit documentation of their programs at the request of the Owner's Representative, or Occupational Safety and Health Administration and/or Illinois Department of Labor officials.

#### **15.4 EQUAL EMPLOYMENT OPPORTUNITY/AFFIRMATIVE ACTION/SEXUAL HARASSMENT**

**15.4.1** During the performance of the contract, the contractor agrees to the following:

**15.4.1.1** That it will not discriminate against any employee or applicant for employment because of race, color, religion, sex, marital status, national origin or ancestry, age, physical or mental handicap unrelated to ability, or an unfavorable discharge from military service; and further that it will examine all job classifications to determine if minority persons or women are under-utilized and will take appropriate affirmative action to rectify any such under-utilization.

**15.4.1.2** That, if it hires additional employees in order to perform his contract or any portion thereof, it will determine the availability (in accordance with the Rules and Regulations of the Illinois Department of Human Rights) of minorities and women in the area(s) from which it may reasonably recruit and it will hire for each job classification for which employees are hired in such a way that minorities and women are not under-utilized.

**15.4.1.3** That, in all solicitations or advertisements for employees placed by it or on its behalf, it will state that all applicants will be afforded equal opportunity without discrimination because of race, color, religion, sex, marital status, national origin or ancestry, age, physical or mental handicap unrelated to ability or an unfavorable discharge from military service.

**15.4.1.4** That it will have a written sexual harassment policy to include at the minimum, the following:

**15.4.1.4.1** a definition of sexual harassment under the law;

**15.4.1.4.2** a description of sexual harassment utilizing examples;

**15.4.1.4.3** a formalized complaint procedure;

**15.4.1.4.4** a statement of victim's rights;

**15.4.1.4.5** directions on how to contact the Illinois Department of Human Rights. Out-of-state companies must provide directions for filing with the enforcement agency within their state. Companies that issue a standard policy for all business locations must prepare an addendum providing directions on how to contact the appropriate enforcement agency; and

**15.4.1.4.6** A recitation that there cannot be any retaliation against employees who elect to file charges.

**15.4.1.4.7** In addition, it is recommended that the employer post a copy of the sexual harassment policy in a prominent and accessible location and distribute it in a manner to assure notice to all employees on an annual basis.

**15.4.1.4.8** The Illinois Human Rights Act specifically provides that all documents may meet, but cannot exceed, the sixth grade literacy level. Therefore, the employers sexual harassment policy must be stated in plain language and in "laymen's terms".

**15.4.1.5** That it will send to each labor organization or representative of workers with which it has or is bound by a collective bargaining or other agreement or understanding, a notice advising such labor organization or representative of the contractor's obligations under the Illinois Human Rights Act and the Department's Rules and Regulations. If any such labor organization or representative fails or refuses to cooperate with the contractor in its efforts to comply with such Act and Rules and Regulations, the contractor will promptly so notify the Department and the contracting agency and will recruit employees from other sources when necessary to fulfill its obligations thereunder.

**15.4.1.6.** That it will submit reports as required by the Department's Rules and Regulations, furnish all relevant information as may from time to time be requested by the Department or the contracting agency, and in all respects comply with the Illinois Human Rights Act and the Department's Rules and Regulations.

**15.4.1.7.** That it will permit access to all relevant books, records, accounts and work sites by personnel of the contracting agency and the Department for purposes of investigation to ascertain compliance with the Illinois Human Rights Act and the Department's Rules and Regulations.

**15.4.1.8.** That it will include verbatim or by reference the provisions of this clause in every subcontract it awards under which any portion of the contract obligations are undertaken or assumed, so that such provisions will be binding upon such subcontractor. In the same manner as with other provisions of this contract, the contractor will be liable for compliance with applicable provisions of this clause by such subcontractors; and further it will promptly notify the contracting agency and the Department in the event any subcontractor fails or refuses to comply therewith. In addition, the contractor will not utilize any subcontractor declared by the Illinois Human Rights Commission to be ineligible for contracts or subcontracts with the State of Illinois or any of its political subdivisions or municipal corporations.

**15.4.2** In the event of the contractor's non-compliance with the provisions of the Illinois Human Rights Act, the contractor may be declared ineligible for future contracts or subcontracts with the State of Illinois or any of its political subdivisions or municipal corporation, and the contract may be cancelled or voided in whole or in part, and such other sanctions or penalties may be imposed or remedies invoked as provided by statute or regulations.

END OF SUPPLEMENTARY GENERAL CONDITIONS

# DIVISION 010000 GENERAL REQUIREMENTS

## SECTION 010000 - GENERAL

### A. SUMMARY OF THE WORK

1. The Work covered under this Contract consists of that work described by the Invitation to Bid, the Instructions/Supplemental Instructions to Bidders, the Bid/Proposal Form, the General/Supplemental Conditions of the Contract, these General Requirements, the Plans, and the Technical Specifications.
2. The Contractor shall be responsible for all items incidental to the scope of the Work intended by the bidding documents as per A.1 above, including but not limited to, expenses incurred by the requirements of various Sections of Division 010000, unless specifically stated otherwise herein.
3. Changes to the Work as required by approved Change Orders shall be at the expense of the Owner, however, requests for additional payments made after the fact will not be considered.

### B. OCCUPANCY BY OWNER.

1. The Owner reserves the right to occupy any portion of the project before it has been entirely completed, with the understanding that such occupancy shall in no way constitute acceptance of the work, in whole or in part, or of any work performed under the Contract, provided that such occupancy does not substantially interfere with completion of the work by the Contractor.

## SECTION 012300 – ALTERNATES

### A. Alternates to the Bid are set forth in the Supplementary Instructions to Bidders and are listed in the Bid Form.

1. Accepted Alternates have been incorporated into the Agreement.

### B. Bid Alternate pricing, as set forth in the Supplementary Instructions to Bidders and the Bid Form, shall be good for a minimum of 90 calendar days after the date of the Bid opening, and the Owner reserves the right to accept Alternates up to that time.

## SECTION 012600 - CHANGE ORDERS

### A. OWNER'S REPRESENTATIVE'S FIELD ORDERS

1. From time to time during progress of the Work the Owner's Representative may issue an "Owner's Representative's Field Order" which interprets the Contract Documents or orders minor changes in the Work without change in Contract Sum or Contract Time.
2. Should the Contractor consider that a change in Contract Sum or Contract Time is required he shall submit an itemized proposal to the Owner's Representative **immediately and before proceeding with the Work**. If the proposal is found to be satisfactory and in proper order, the Field Order will be superseded by a Change Order.

### B. PROPOSAL REQUESTS

1. From time to time during the progress of work the Owner's Representative may issue a "Proposal Request" for an itemized quotation for changes to the Work which may result in a change to the Contract Sum or Contract Time. This document is **not a Change Order** and is not a direction to proceed with the changes described therein.

### C. CHANGE ORDERS

1. Change Orders are written documents describing changes in the Work, in the Contract Sum, in the Contract Time of Completion, or any combination thereof. Change Orders must be signed by both the Owner and the Architect/Owner's Representative prior to proceeding with the Work subject to the Change Order. **REQUESTS FOR "EXTRA'S" OR OTHER ADDITIONAL PAYMENTS OVER AND ABOVE THE CURRENT CONTRACT SUM WILL NOT BE CONSIDERED WITHOUT THE PRIOR, WRITTEN APPROVAL OF BOTH THE OWNER AND THE OWNER'S REPRESENTATIVE.**
  - a) INITIATION. Change Orders may be initiated by a "Field Order" or "Proposal Request" per paragraphs "A" and "B" above. In addition, either the Contractor or Owner (or Owner's Representative) may initiate a Change Order through:
    - 1) Discovery of a discrepancy in the Contract Documents,
    - 2) Discovery of concealed conditions or,
    - 3) Discovery, during the course of the Work, of methods of accomplishing the Work in a better or more economical manner.
  - b) PROCESSING CHANGE ORDERS.
    - 1) Change Orders will be dated and will be numbered in sequence.
    - 2) The Change Order will describe the change or changes, or will refer to the Proposal Requests or Field Orders involved.
    - 3) The Owner's Representative will issue three copies of each Change Order to the Contractor.
    - 4) The Contractor promptly shall sign all three copies and return them to the Owner's Representative.
    - 5) The Owner and Owner's Representative will retain two signed copies in their files, and will forward one signed copy to the Contractor.
    - 6) Should the Contractor disagree with the stipulated change in Contract Sum or change in Contract Time of Completion, or both:
      - i) The Contractor promptly shall return all three of the Change Orders, unsigned by him, to the Owner's Representative with a letter signed by the Contractor stating the reason or reasons for the Contractor's disagreement.
      - ii) The Contractor's disagreement with the Change Order shall not in any way relieve the Contractor of his responsibility to proceed with the change as ordered and to seek settlement of the dispute under pertinent provisions of the Contract Documents.

## SECTION 012900 – PAYMENT PROCEDURES

### A. SCHEDULE OF VALUES

1. Prior to the start of construction, submit a proposed Schedule of Values to the Owner's Representative which shows a detailed breakdown of the agreed Contract Sum showing values allocated to each of the various parts of the Work, as specified herein and in other provisions of the Contract Documents.
  - a) The Schedule of Values is required to be compatible (in the same format) with the Application for Payment "Continuation Sheet", AIA G703.
2. If not requested to submit additional data or to modify the submitted Schedule of Values within ten (10) days of submittal, the initially submitted Schedule shall be deemed approved.

**B. APPLICATIONS FOR PAYMENT**

1. Progress payments will be made only if specifically called for in the Agreement. In all other cases, the Contractor may submit an Application for Payment (3 copies) upon Substantial Completion (95% of the Contract Sum), with the balance of the Contract Sum to be paid at Final Completion.
  - a) **Paragraph #52 of the Supplementary General Conditions defines the documentation required for each payment request.**
  - b) Applications for payment shall be delivered to the Owner's Project Manager at:

Department of Planning, Design, and Construction  
 Peoria Park District  
 Bradley Park Equipment Service  
 1314 N. Park Road  
 Peoria, Illinois 61604

**SECTION 013100 - PROJECT MEETINGS**

**A. PRECONSTRUCTION CONFERENCE**

1. Conduct a preconstruction conference prior to the start of the Work, at the location of the Work. Provide attendance by the designated personnel of the Contractor, including Sub-contractor's and/or suppliers of major components of the Work, if requested by the Owner's Representative.
  - a) **AGENDA.** Discuss items of significance that could affect progress including such topics as:
    - 1) Tentative construction schedule.
    - 2) Critical Work sequencing.
    - 3) Designation of responsible personnel.
    - 4) Procedures for processing field decisions and Change Orders.
    - 5) Procedures for processing Applications for Payment.
    - 6) Distribution of Contract Documents.
    - 7) Submittal of Shop Drawings, Product Data and Samples.
    - 8) Preparation of record documents.
    - 9) Use of the premises.
    - 10) Office, Work and storage areas.
    - 11) Equipment deliveries and priorities.
    - 12) Safety procedures.
    - 13) First aid.
    - 14) Security.
    - 15) Housekeeping.
    - 16) Working hours.
    - 17) Permits and Permitting Agency Requirements

**B. PROJECT MEETINGS**

1. Project Meetings will be held per the schedule determined at the Preconstruction Conference, or as needed for proper coordination and administration of the project.
  - a) **AGENDA**
    - 1) Review and correct or approve minutes of the previous progress meeting.
    - 2) Review progress of the Work since last meeting, including status of submittals for approval.
    - 3) Identify problems which impede planned progress.
    - 4) Develop corrective measures and procedures to regain planned schedule.
    - 5) Complete other current business.

**C. REPORTING**

1. Distribute copies of the minutes of each meeting to each party present, and to other parties who should have been present, no later than three business days after each meeting.

**SECTION 013300 - SUBMITTALS**

- A. Requirements for shop drawings, samples, mock-ups, product data, etc., relative to specific elements or components of the work are called out in the various sections of the Technical Specifications.
  1. Submit items to allow for Owner's Representative's review and approval, potential re-submission if full approval is not given, ordering, delivery, fabrication time, etc., so as to allow the Work to proceed in a timely manner and in conformance with the project schedule.
- B. **OTHER CONTRACTOR SUBMITTALS**
  1. Unless otherwise modified the Contractor shall also submit:
    - a) A "bar chart" type proposed construction schedule, within ten days after award of the Bid.
    - b) Other submittals as required by other section of Division 010000.
- C. Submission of the required Bonds and Certificate of Insurance are to be made prior to the Owner's issuance of a Notice to Proceed.

## SECTION 014000 – QUALITY/REGULATORY REQUIREMENTS

- A. GENERAL: Contractors shall comply with all laws, rules and regulations governing the work.
1. When Contractor observes that contract documents are at variance with specified codes, notify Owner's Representative in writing immediately. Owner's Representative will issue all changes in accord with General Conditions.
  2. When Contractor performs any work knowing or having reason to know that the work is contrary to such laws, rules and regulations and fails to so notify the Owner's Representative, Contractor shall pay all costs arising therefrom. However, it will not be the Contractor's primary responsibility to make certain that the contract documents are in accord with such laws, rules and regulations.
- B. SAFETY:
1. Comply with all federal, state, and local laws, rules and regulations governing the installation/construction of the work.
  2. Develop and utilize safety program and training for workmen and sub-contractor employees.
- C. TESTING
1. TESTS AND INSPECTIONS REQUIRED
    - a) Provide all tests and inspections required by governmental agencies having jurisdiction, as required by provisions of the Contract Documents and/or as specifically required by sections of the Technical Specifications.
  2. PAYMENT FOR TESTING
    - a) Include within the Contract Sum an amount sufficient to cover all testing, re-testing, and inspections required by the Contract documents and/or the Technical Specifications. Additionally pay for all testing and inspections required by all governmental agencies having jurisdiction.
      - 1) The Owner will pay for any testing and inspecting specifically requested by the Owner's Representative which are over and above those described in Paragraph 1.a) above.
      - 2) When initial tests (over and above those defined by 1.a) above) requested by the Owner's Representative indicate non-compliance with the Contract Documents, costs of initial tests associated with that non-compliance will be deducted by the Owner from the Contract Sum, and subsequent retesting occasioned by the non-compliance shall be performed by the same testing laboratory and the costs thereof shall be paid by the Contractor.
  3. WAIVER OF INSPECTION AND/OR TESTS
    - a) Specified inspections and/or tests may be waived only by the specific written approval of the Owner's Representative, and **such waivers will be expected to result in credit to the Owner equal to normal cost of such inspection and/or test.**

## SECTION 014200 - REFERENCE STANDARDS AND DEFINITIONS

- A. Copies of Standards: Each entity engaged in construction on the Project is required to be familiar with industry standards applicable to that entity's construction activity. Copies of applicable standards are not bound with the Contract Documents.
1. Where copies of standards are needed for performance of a required construction activity the Contractor shall obtain copies directly from the publication source.
  2. Although copies of standards needed for enforcement of requirements may be included as part of required submittals the Architect reserves the right to require the Contractor to submit additional copies as necessary for enforcement of requirements.
- B. Abbreviations and Names: Trade association names and titles of general standards are frequently abbreviated. Where such acronyms or abbreviations are used in the Specifications or other Contract Documents they mean the recognized name of the trade association standards generating organization authority having jurisdiction or other entity applicable to the context of the text provision. Refer to the Encyclopedia of Associations, published by Gale Research Co. available in most libraries.
- C. Definitions: Architect, Owner's Representative, and Owner's Project Manager
1. **ARCHITECT:** The Architect shall be the person or entity designated by the Owner as the Owner's Representative and shall be identified as such in the Agreement Between Owner and Contractor, and is referred to throughout the Contract Documents as if singular in number and masculine in gender.
  2. **OWNER'S REPRESENTATIVE:** The duties of the Owner's Representative as listed in the Project Manual, include but are not limited to, construction phase observation and technical administration services.
    - a) **LIMITS OF AUTHORITY:** The Owner's Representative shall be authorized to provide approvals and interpretations concerning the plans, specifications and progress of the Work as bid, but is not authorized to change the scope of the Work on behalf of the Owner.
  3. **OWNER'S PROJECT MANAGER:** The Owner's Project Manager will represent, act on behalf of, and provide interface between the Owner and the Contractor in respect to contract administration and/or other matters which affect the scope of the Work.
    - a) Unless defined otherwise in the Project Manual, the Owner's Project Manager shall be a designated member of the Planning, Design, and Construction Division of the Peoria Park District.
    - b) The Owner's Project Manager will also be the Owner's Representative and will provide construction phase observation and technical administration services, if a consultant Architect has not been engaged to do so, by the Owner.

## SECTION 015000 – TEMPORARY FACILITIES & CONTROLS

- A. MOBILIZATION
1. Furnish all labor, tools, materials, equipment, and incidentals necessary for preparatory work.
  2. Provide and establish personnel, equipment, supplies, materials, offices or buildings, and other facilities necessary to work on the project.
  3. Demobilize all of the above and remove temporary facilities at the completion of the project.
- B. BARRIERS, PROTECTION OF SITE AND PROPERTY
1. GENERAL
    - a) Owner's improvements to remain, existing utilities, as well as adjacent site improvements shall be protected from damage by barriers, guards and coverings. Damaged work shall be replaced or repaired to condition prevailing at time of signing of contract, at no additional cost to Owner.

- b) Provide 6' high, continuous chain link or orange plastic (used materials acceptable) construction fence to prohibit unauthorized personnel or public entry from the site of the Work. (Substitutions may be considered; submit request in writing to the Owner's Representative.)
- c) Contractor shall provide, erect and maintain additional planking, fences, protective canopies, railings, shoring, lights, warning signs, etc., as needed for the protection of adjacent property and the public.

2. LANDSCAPE PROTECTION

- a) All live, healthy trees, shrubs, etc. on the site or on the street fronts of the site, not specified to be removed and not interfering with installation of new work required hereunder, shall be protected against injury from construction operations.
- b) All shade trees which are to remain and which are liable to damage during the building operations, shall be properly boxed and protected from damage during the course of construction work as directed by the Park District. **No site-related work shall occur until the required tree protection (fencing, boxing, etc.) has been installed and approved by the Owner or his representative.**
  - 1) LIQUIDATED DAMAGES: The Owner reserves the right to charge the Contractor for damage to existing trees, and to deduct the charges from the amounts due the Contractor, based on the following schedule:
    - aa) Broken limbs 1" or over in diameter: \$50 per caliper inch of limb
    - bb) Trenching or grading within the tree dripline or 20' from the trunk, whichever is less, of trees 4" or over in caliper diameter: \$100 per tree/per foot within dripline, or within 20' minimum if applicable
    - cc) Damage to tree trunks, including "barking", nicking, gouging, etc. \$150 per caliper inch of tree, per each injury

3. BARRIERS/CONSTRUCTION FENCE MATERIALS

- a) 2" open mesh chain link fence, 72" high minimum, galvanized, with appropriately sized posts; gates where indicated.
- b) Alternate barrier fencing materials may be acceptable, however, no additional payments will be made on account of approval of alternate barrier/safety fencing materials.
- c) Materials may be new or used, if in serviceable condition.

4. WATCHMAN SERVICE

- a) The Owner will not be responsible for loss due to theft or other damage which is not covered under Property Insurance. The Contractor shall make such arrangements for watchman service as he considers necessary and he shall be responsible for all loss or damage of his property, equipment, material, etc., at the site, and he shall make good such damage or loss without any additional cost to the Owner.

5. EXISTING IMPROVEMENTS - PROTECTION

- a) The Contractor shall be entirely responsible for all injuries to water pipes, electric conduits or cables, drains, sewers, gas mains, poles, telephones and telegraph lines, streets, pavements, sidewalks, curbs, culverts, retaining walls, building walls, foundation walls, or other structures of any kind met with during the progress of the Work, and shall be liable for damages to public or private property resulting therefrom.

C. CONSTRUCTION ACCESS, ROADS, AND PARKING AREAS

1. CONTRACTOR'S USE OF PREMISES

- a) The Contractor shall require that all personnel who will enter upon the Owner's property certify their awareness of and familiarity with the requirements of this Section.

2. CONSTRUCTION ACCESS

- a) To avoid traffic conflict with vehicles of the Owner's employees and customers, and to avoid over-loading of streets and driveways elsewhere on the Owner's property, limit the access of trucks and equipment to the route shown (IF SHOWN) on the Drawings as "Access Route". If access route is not shown on the Drawings, coordinate construction access and routes with the Owner's Project Manager.
- b) Do not permit such vehicles to park on any street or other area of the Owner's property except in the area shown on the Drawings as "Contractor's Parking Area". If not shown on the drawings, the Contractor's Parking Area shall be as designated by the Owner's Project Manager.
- c) Provide adequate protection for curbs and sidewalks over which trucks and equipment pass to reach the job site.

3. SECURITY

- a) Restrict the access of all persons entering upon the Owner's property in connection with the Work to the Access Route and to the actual site of the Work.

D. TEMPORARY ENVIRONMENTAL CONTROLS

1. GENERAL

- a) Provide temporary environmental controls at the site of the Work to ensure that construction operations have no harmful effects on adjacent properties and on members of the public who may come in proximity to the Work, and/or the employees of the Owner who are engaged in regular daily tasks and operations and are unable to be relocated to another work site during construction operations.
- b) Owner reserves the right to stop the Work, at the Contractor's expense, until the Contractor provides necessary control measures for the conditions listed below; additionally, the Owner reserves the right to perform or have performed necessary control measures, should the Contractor refuse to do so at the time requested and to deduct the cost of those expenses from the amount due the Contractor.

2. DUST CONTROL

- a) Provide dust control materials to minimize dust from construction operations. Prevent air-borne dust from dispersing into the atmosphere.

3. WATER CONTROL

- a). Control surface water to prevent damage to the project, the site and adjoining properties.
  - 1) Control fill, grading, and ditching to direct surface drainage away from excavations, pits, tunnels, and other construction areas; direct drainage to proper runoff channels or storm drainage utilities.
- b) Provide, operate and maintain hydraulic equipment of adequate capacity to control surface water.
- c) Dispose of drainage water in a manner to prevent flooding, erosion silting, or runoff of silt or sediment or other damage to all portions of the site or to adjoining properties.

4. RODENT CONTROL

- a) Provide rodent control to prevent infestation of construction or storage areas.
  - 1) Use methods and materials which will not adversely affect conditions at the site or on adjoining properties.

5. DEBRIS CONTROL

- a) Maintain all areas free of extraneous debris, waste, and rubbish.

6. POLLUTION CONTROL
    - a) Prevent contamination of soil, water or atmosphere by the discharge of noxious substances from construction operations.
    - b) Provide equipment and personnel, perform emergency measures to contain all spillages, and to remove contaminated soils or liquids.
      - 1) Excavate and dispose of all contaminated earth off-site. Replace with suitable compacted fill and topsoil.
    - c) Take special measures, as necessary, to prevent harmful substances from entering public waters, including lakes, streams, intermittent drainage channels, and storm or sanitary sewers.
  7. EROSION CONTROL
    - a) Plan and execute construction and earthwork in a manner to control surface drainage from cuts and fills, and from borrow and waste disposal areas, to prevent erosion and sedimentation.
      - 1) Schedule the Work to minimize the areas of bare soil exposed at one time, if possible.
      - 2) Provide temporary control measures such as berms, dikes, and drains to prevent runoff of silt or sediment from the site.
      - 3) Comply with Section 015713.
- E. PROJECT IDENTIFICATION AND SIGNAGE
1. GENERAL
    - a) Provide and install project identification sign, if located and/or called out on the Drawings.
  2. SUBMITTALS
    - a) Provide shop drawing(s) of proposed sign/sign installation to Owner's Representative for approval, prior to installation
  3. INSTALLATION
    - a) Provide project sign as detailed on Drawings
    - b) If not detailed on Drawings provide project identification sign per the following minimum requirement:
      - 1) Content
        - aa) Name of project
        - bb) Name of Owner
        - cc) Name of Architect(s) and major consultants
        - dd) Names of Contractor and major subcontractors
        - ee) Allow additional 200 characters of text explaining the project
      - 2) Construction
        - aa) Size: 4' x 8'
        - bb) Materials: Min. 5/8" AC DFPA Exterior Plywood, with (2) 4" x 4" x 12' long pressure treated post supports
        - cc) Paint: paint front and back, seal edges, provide content as approved by Owner's Representative. Conform to recognized sign painting standards in selection of paint materials. Use only professional sign painter with three years minimum experience to apply sign graphics and lettering.
      - 3) Install sign in a manner consistent with length of time of construction operations. Remove sign and fill post holes at project completion.
- F. FIELD OFFICES
1. TEMPORARY FACILITIES
 

Provide and pay for temporary (new, or used if in serviceable condition) facilities and controls needed for the Work, if called out on the Drawings, which may include, but are not necessarily limited to:

    - a) Temporary utilities such as heat, water, electricity, and telephone;
    - b) Field office for the Contractor's personnel (required if shown on the Drawings; otherwise at the Contractor's option and expense).
      - 1) Conform with requirements for Engineer's Field Office Type B, as defined in Article 646.04 of the Standard Specifications for Road and Bridge Construction - Illinois Department of Transportation.
    - c) Sanitary facilities;
    - d) Enclosures such as tarpaulins, barricades, and canopies;
    - e) Temporary fencing of the construction site;
    - f) Project sign.
  2. Comply with Federal, State, and local codes and regulations.
    - a) Maintain temporary facilities and controls in proper and safe condition throughout the progress of the work. The Contractor is responsible for conformance with all safety codes and regulations for all Work under his jurisdiction, including that of Sub-Contractors.
  3. Locate temporary facilities as shown on the Drawings, or as approved by the Owner's Representative if not shown on the Drawings.

## SECTION 015713 – EROSION & SEDIMENT CONTROL

- A. RELATED DOCUMENTS
1. Drawings and general provisions of the Contract, including General and Supplementary Conditions and Division 1 Specification Sections, apply to this Section.
- B. SUMMARY
1. This Section includes the following:
    - a) Site erosion and sediment control
    - b) Silt fencing
    - c) Ditch checks
    - d) Erosion control blankets
    - e) Culvert and inlet protection
    - f) Stabilized entrance
  2. Related Sections include the following:
    - a) Division 31 – Earthwork.
    - b) Division 32 – Exterior Improvements.

3. Erosion and Sediment Control Statement: The Peoria Park District takes the issue of construction related erosion and sediment control extremely seriously. The Peoria Park District is a community leader in the conservation and protection of our area's natural resources. This project will be watched closely by both staff and citizens for compliance with erosion and sediment control regulations and specifications.

C. QUALITY ASSURANCE

1. Materials and methods of construction shall comply with the following standards:
  - a) Illinois Department of Transportation
  - b) City of Peoria

D. PRODUCTS

1. Silt Fencing
  - a) Fabric for silt fencing shall consist of woven or nonwoven filaments of polypropylene, polyester, or polyethylene. Fabric shall be resistant to degradation by ultraviolet light and heat exposure. Fabric shall be rot, insect, and mildew proof, and have a high resistance to tearing.
    - 1) Fabric shall comply with the following physical properties:
 

aa) Grab tensile strength (lb) – ASTM D4632	200 (min)
bb) Grab elongation @ break (%) – ASTM D4632	12
cc) Burst strength (psi) – ASTM D751	250 (min)
dd) Trapezoidal tear strength (lb) – ASTM D4533	75
ee) Width (ft)	3.5 (min)
ff) Weight (oz/sq. yd) – ASTM D3776	4.0
gg) Equivalent opening size	30 (nonwoven)
hh) (EOS) sieve no. – Corps of Engrs. CS-02215	50 (woven)
2. Ditch Checks
  - a) Ditch checks will consist of silt fencing with the addition of wire reinforcement.
  - b) Wire shall be 9 gauge.
  - c) Alternate: Straw bales may be used in lieu of silt fencing
3. Posts
  - a) Posts shall be standard “T” or “U” steel posts or wood with a minimum cross section of 3 square inches. Posts shall be a minimum of 60” in length. Posts shall be driven a minimum of 24” into the ground.
4. Erosion Control Blankets
  - a) Excelsior Blanket: Excelsior blanket shall consist of a machine produced mat of wood excelsior of 80% 6” or longer fiber length. The wood from which the excelsior blanket is cut shall be properly cured to achieve adequately curled and barbed fibers.
    - 1) The blanket shall be of consistent thickness, with the fiber evenly distributed over the entire area of the blanket. The excelsior blanket shall be covered on the top side with a 90 day biodegradable extruded plastic mesh netting having an approximate minimum opening of 16 x 16 mm (5/8 x 5/8 in.) to an approximate maximum opening of 50 x 25 mm (2 x 1 in.). The netting shall be substantially adhered to the excelsior blanket by a knitting process using biodegradable thread or by an applied degradable adhesive. The netting shall be substantially adhered to the excelsior by a knitting process using biodegradable thread. The netting shall be entwined with the excelsior blanket for maximum strength and ease of handling.
    - 2) The excelsior blanket shall comply with the following:
 

aa) Minimum width, ± 25 mm (1 in.)	600 mm (24 in.)
bb) Minimum mass ± 10%	0.34 kg/sm (0.63 lb/sq yd)
cc) Minimum length of roll, approximately	45 m (150 ft)
    - 3) The excelsior blanket shall be smolder resistant.
5. Culvert And Inlet Protection
  - a) Culvert protection shall consist of a ditch check immediately upstream of every culvert entrance. Ditch check shall be installed to protect culvert interior from sedimentation.
  - b) Inlet protection shall consist of purpose made devices by:
 

Dandy Products, Inc.  
P. O. Box 1980  
Westerville, Ohio 43086-1980  
Phone: 1-800-591-2284  
Fax: 740-881-2791  
[www.dandyproducts.com](http://www.dandyproducts.com)  
[dlc@dandyproducts.com](mailto:dlc@dandyproducts.com)

or

NILEX, Inc.  
15171 E. Fremont Drive  
Centennial, CO 80112  
Phone: 1-800-537-4241  
Fax: 303-766-1110  
[www.nilex.com](http://www.nilex.com)  
[denver@nilex.com](mailto:denver@nilex.com)
  - c) “Or Equal” substitutions may be made with prior approval of Owner’s Representative.
6. Stabilized Entrance
  - a) Stabilized entrance shall consist of coarse aggregate laid over geotextile fabric.
  - b) Dimensions: 70’ long by 14’ wide.
  - c) Geotextile Fabric: as per requirements of “silt fencing”.
  - d) Aggregate: IDOT Class CA-1, CA-2, cA-3, or CA-4.

E. EXECUTION

1. Site Erosion And Sediment Control

- a) Contractor is responsible for fulfilling terms of City of Peoria Erosion Control Permit and all applicable portions of the "Erosion, Sediment, and Stormwater Control Ordinance of the City of Peoria".
  - b) Install control devices as shown on erosion control plan.
  - c) Install additional measures as needed to control erosion and sedimentation on the site.
2. Silt Fencing Installation
- a) Install silt fencing according to details in plans. The silt fence shall be entrenched to a minimum depth of 8".
  - b) The silt fence shall be installed on the contour, with the ends extending up-slope.
  - c) Install silt fencing before commencing site clearing work.
3. Ditch Check Installation
- a) Install ditch checks according to details in plans.
  - b) Install ditch checks at locations shown on plans.
  - c) Install additional ditch checks as needed to control erosion within drainage swales as site conditions and weather dictate.
  - d) Install ditch checks immediately after swales are graded.
4. Erosion Control Blankets Installation
- a) Install erosion control blankets as needed to control erosion in drainage swales and at the direction of the Owner's Representative.
  - b) Anchor stakes shall be driven at a spacing of 2 feet on center.
5. Culvert And Inlet Protection Installation
- a) Install culvert protection at upstream entrances to all culverts.
  - b) Install culvert protection to intercept waterborne silt and sediment and prevent it from entering culvert pipes.
  - c) Install immediately after culvert installation.
  - d) Install inlet protection according to manufacturer's written instructions at each inlet immediately after inlet construction.
6. Stabilized Construction Entrance Installation
- a) Install stabilized construction entrance and other approved measures as necessary to limit tracking of soil on to all paved surfaces.
  - b) Comply with all City of Peoria codes limiting tracking of soil on to City streets.
7. Maintenance
- a) Inspect silt fences after each rainfall. Repair fencing, failures, end runs, and erosion cuts immediately.
  - b) Remove soil from silt fencing after each rainfall.
  - c) Erosion control maintenance and repair shall be considered incidental to the contract.
  - d) Tracked soil and sediment shall be removed from all paved surfaces on a daily basis.
  - e) Replace or provide new erosion and sediment control measures as needed during construction to provide protection to site and surrounding property for the entire time of construction, or until project is complete.
8. Close-Out
- a) Remove silt fencing and other erosion and sediment control devices after lawn or seeding has been established.
  - b) Soil deposits remaining in place after silt fence is no longer required shall be dressed to conform to existing grade, and seeded with appropriate seed material.

## SECTION 016000 – PRODUCT REQUIREMENTS

### A. MATERIALS AND EQUIPMENT

1. STANDARD SPECIFICATIONS
  - a) Reference herein to known standard specifications of governmental agencies or technical societies shall refer to the latest edition of such specifications, adopted and published at date of these Specifications.
2. MANUFACTURED ARTICLES
  - a) All manufactured articles, materials and equipment to be incorporated in the work shall be new (unless otherwise specified) and of the quality specified and shall be used, erected, installed, connected, cleaned and conditioned as directed by and in conformity with job conditions to produce the best results obtainable.
    - 1) Field measurements for all special products and materials which requires close tolerances or fitting into other items or components of the Work shall be taken on the job by the party furnishing the materials.
3. QUALITY ASSURANCE
  - a) Per the Supplementary Instructions to Bidders, the Bidder by submission of a signed bid form, agrees to install products and equipment by brand and model name or names specified in the Technical Specifications, Divisions 02-35. Substitutions are allowed only in conformance to the following:
    - 1) Proprietary Specification Requirement: Where only a single product or manufacturer is named, provide the product indicated. No substitutions will be permitted.
    - 2) Semiproprietary Specification Requirement: Where two or more products or manufacturers are named, provide one of the products indicated. No substitutions will be permitted
      - aa) Where either of the two cases above prevail, and the named product is accompanied by "or approved equal" substitutions will be allowed only upon written approval of the Owner's Representative prior to submission of bids.
    - 3) Non-Proprietary Specification Requirement: When the Specifications lists products or manufacturers that are available and are accompanied by "or equal", the Contractor may propose any available product that complies with the Specifications' requirements; however, the Owner's Representative shall determine if the produced item complies with those requirements.
    - 4) Descriptive Specification Requirement: Where Specifications describe a product or assembly listing exact characteristics required, with or without use of a brand, trade, or model name, provide a product or assembly that provides the characteristics and otherwise complies with the Contract Documents.
    - 5) Performance Specification Requirement: Where Specifications require compliance with performance requirements, provide products or assembly that comply with these requirements and are recommended by the manufacturer for the application indicated.
    - 6) Compliance with Standards, Codes, and Regulations: Where the Specifications only require compliance with an imposed code, standard, or regulation, select a product that complies with the standard, code, or regulation specified.
  - b) VISUAL MATCHING AND SELECTION. Where the Specifications require matching an established sample or call for "as selected", the Owner's Representative's decision will be final on whether a proposed product matches satisfactorily.

**B. STORAGE AND PROTECTION**

**1. GENERAL**

- a) Contractor shall provide and maintain:
  - 1) Storage for materials and equipment to be installed in Project.
  - 2) Protection and security for stored materials and equipment, on and off site.
  - 3) Protection of existing on-site elements to remain.
  - 4) Protection of adjacent properties improvements

**2. METHODS**

- a) Store off grade and cover with impervious material all moisture or water vulnerable materials.
- b) Store finished products and equipment in an enclosed building, on or off site.
- c) Maintain integrity of shipping cartons until ready for installation.
- d) Provide separate storage for combustible and non-combustible products.
- e) Follow storage recommendations of product and equipment manufacturers.
- f) Other methods shall be subject to Owner's prior written approval.

- 3. The Contractor shall maintain an emergency phone number where a contact person can be notified at any time, Sundays and holidays included, of an emergency condition due to the work which requires immediate repair or protection.

**C. SUBSTITUTIONS**

- 1. See "SECTION 016000 – A. MATERIALS AND EQUIPMENT" for requirements pertaining to substitution of specified materials, products, equipment, etc.
- 2. Contractor may propose substitute materials, products, equipment, etc., after award of the Bid; however, such proposals are expected to result in a cost savings to the Owner and/or higher quality Work at no additional cost to the Owner.

**D. WARRANTIES AND BONDS**

**1. GENERAL**

- a) This Section specifies general administrative and procedural requirements for warranties and bonds required by the Contract Documents, including manufacturer's standard warranties on products and special warranties.
- b) Warranties for the Work and products and installations of each Contractor shall be one (1) year unless specified otherwise in the individual Sections of Divisions 02 through 35.
- c) Disclaimers and Limitations:
  - 1) Manufacturer's disclaimers and limitations on product warranties do not relieve the Contractor of the warranty on the Work that incorporates the products, nor does it relieve suppliers, manufacturers, and Contractors required to countersign special warranties with the Contractor.
  - 2) The responsibility of the Contractor in respect to the required warranties shall not be relieved or limited in any way by the failure of installed components, equipment, materials, etc., due to naturally occurring and/or re-occurring conditions at the site or area of the Work including, but not limited to:
    - aa) ground and soil conditions, especially as related to frost heave;
    - bb) high wind velocities (except those exceeding velocities normally used for calculating wind loading at the site of the Work);
    - cc) rain and water damage (unless caused by winds exceeding normal design limits);
    - dd) ice/snow loading on structures
    - ee) and other naturally occurring or re-occurring site conditions
  - 3) The Contractor shall notify the Owner's Representative, prior to the award of the contract, of any part or component of the Work that is, in his opinion, not designed to accommodate the existing, naturally occurring, or re-occurring conditions of the site, and whether or not a change in the proposed methods of construction, types of equipment, etc., will affect the bid price.
    - aa) Should the proposed change in construction methods, equipment type, etc., result in additional expense, the Owner reserves the right to request proposals from the other bidders and to make award the contract based on the bid amount which includes the proposed change.

**2. WARRANTY REQUIREMENTS**

- a) Related Damages and Losses: When correcting warranted Work that has failed, remove and replace other Work that has been damaged as a result of such failure or that must be removed and replaced to provide access for correction of warranted Work.
- b) Reinstatement of Warranty: When Work covered by a warranty has failed and been corrected by replacement or rebuilding, reinstate the warranty by written endorsement. The reinstated warranty shall be equal to the original warranty with an equitable adjustment for depreciation.
- c) Replacement cost: Upon determination that Work covered by a warranty has failed, replace or rebuild the Work to an acceptable condition complying with requirements of the Contract Documents. The Contractor is responsible for the cost of replacing or rebuilding defective Work regardless of whether the Owner has benefited from use of the Work through a portion of its anticipated useful service life.
- d) Owner's Recourse: Written warranties made to the Owner are in addition to implied warranties, and shall not limit the duties, obligations, rights and remedies otherwise available under the law, nor shall warranty periods be interpreted as limitations on time in which the Owner can enforce such other duties, obligations, rights or remedies.
  - aa) Rejection of Warranties: The Owner reserves the rights to reject warranties and to limit selections to products with warranties not in conflict with requirements of the Contract Documents.
- e) The Owner reserves the right to refuse to accept Work for the Project where a special warranty, certification, or similar commitment is required on such Work or part of the Work, until evidence is presented that entities required to countersign such commitments are willing to do so.
- f) For specific warranty requirements related to landscape materials, refer to the applicable Section.

**3. SUBMITTALS**

- a) Submit written warranties to the Owner's Representative prior to the date certified for Substantial Completion. If the Owner's Representative's Certificate of Substantial Completion designates a commencement date for warranties other than the date of Substantial Completion for the Work, or a designated portion of the Work, submit written warranties upon request of the Owner's Representative.
  - 1) When a designated portion of the Work is completed and occupied or used by the Owner, by separate agreement with the Contractor during the construction period, submit properly executed warranties to the Owner's Representative within fifteen days of completion of that designated portion of the Work.
- b) Form of Submittal: At Final Completion, compile two copies of each required warranty and bond properly executed by the Contractor, or by the Contractor, Subcontractor, supplier, or manufacturer. Organize the warranty documents into an orderly sequence based on the table of contents of the Project Manual.
- c) Bind warranties and bonds in heavy-duty, commercial quality, durable 3-ring vinyl covered loose-leaf binders, thickness as necessary to accommodate contents, and sized to receive 8-1/2" by 11" paper.
- d) Provide heavy paper dividers with celluloid covered tabs for each separate warranty. Mark the tab to identify the product or installation. Provide a typed description of the product or installation, including the name of the product, and the name, address and telephone number of the installer.
- e) Identify each binder on the front and the spine with the typed or printed title "WARRANTIES AND BONDS", the project title or name, and the name of the Contractor.
- f) When operating and maintenance manuals are required for warranted construction, provide additional copies of each required warranty, as necessary, for inclusion in each required manual.

## **SECTION 017300 – EXECUTION**

### **A. GEOTECHNICAL DATA**

- 1. If the Owner has caused borings or other subsurface investigations to be made, the data or report pursuant to these investigations will be included in the Project Manual, as an Appendix, and labeled as such.
- 2. The Owner and Owner's Representative do not guarantee the accuracy or validity of the data, nor do they assume any responsibility for the Contractor's interpretation of the data.
- 3. The Contractor's may, at his option, perform additional subsurface investigation, however, it shall be at the Contractor's sole expense.

### **B. FIELD ENGINEERING**

Provide such field engineering services as are required for proper completion of the Work including, but not limited to:

- 1. Establishing and maintaining lines and levels
- 2. Structural design of shores, forms, and similar items provided by the Contractor as part of his means and methods of construction.
- 3. Verify layout information shown on the Drawings, in relation to the property survey and existing benchmarks and control points. Preserve permanent reference points during construction.

### **C. COORDINATION OF TRADES AND SUB-CONTRACTORS**

- 1. The Contractor shall be responsible for the proper fitting of all work and for the coordination of the operation of all trades, sub-contractors, or materials and men engaged upon the work. He shall be prepared to guarantee to each of his subcontractors the dimensions which may be required for fitting of their work to all surrounding work and shall do, or cause his agents to do, all cutting, fitting, adjusting and patching necessary to make the several parts of the work come together properly and fit the work to receive, or be received by that of other contractors.
- 2. When two or more prime contracts are being executed at one time in such manner that the work on one contract may interfere with the work of another, the Owner's Representative shall decide which contractor shall cease work and which shall continue, or whether the work on both contracts may progress at the same time and in what manner.
  - a) The Contractor shall not cause any unnecessary hindrance or delay to any other contractors on the premises, and shall be responsible for all damages done to the work of other contractors caused by him or by his employees.

### **D. REFERENCE AND CONTROL POINTS PROVIDED BY OWNER**

In addition to layout procedures provided by the Contractor for proper performance of the Contractor's responsibilities:

- 1. Locate and protect existing control points before starting work on the site.
- 2. Preserve permanent reference points during progress of the Work.
- 3. Do not change or relocate reference points or items of the Work without specific approval from the Owner's Representative.
- 4. Promptly advise the Owner's Representative when a reference point is lost or destroyed, or requires relocation because of other changes in the Work.
- 5. Upon direction of the Owner's Representative, require the field engineer to replace reference stakes or markers.
- 6. Locate such replacement according to the original survey control.

### **E. REFERENCE AND CONTROL POINTS PROVIDED BY THE CONTRACTOR**

- 1. If not provided by the Owner (and defined as the responsibility of the Owner in the Contract Documents) establish sufficient general reference points in the form of permanent bench marks, grade stakes or other markers as will enable the Contractor to proceed with the Work.
- 2. The Contractor may lay out his own work, or cause the Work to be laid out by a qualified party such as a Registered Land Surveyor or a Professional Engineer, as necessary.
- 3. The Contractor shall establish and be responsible for all lines, elevations and measurements of the structure utilities, installations, and other Work executed by him under the contract.
  - a) Exercise proper precautions to verify the figures and dimensions shown on the drawings before laying out the work; be responsible for any error resulting from failure to exercise such precaution.

## **SECTION 017329 - CUTTING AND PATCHING**

### **A. CHASES AND OPENINGS**

- 1. The Contractor is responsible for the provision and/or coordination of all chases, openings and recesses required by work of his own forces, subcontractors or separate contractors.
  - a) Each subcontractor or separate contractor shall be responsible for furnishing advance information to the General Contractor as to exact dimensions and locations of such chases and openings, and shall provide and set in place all necessary sleeves, inserts and forms.

- b) Openings shall be accurately located, neatly cut, and no larger than necessary. Provide all rebuilding, patching, refinishing and painting required to restore the construction to original condition.
- 2. Provide shoring, bracing, and support as required to maintain structural integrity of the project.
- 3. Provide protection from cutting and patching operations as required for other portions of the project; protect the Work and existing improvements in proximity to the cutting and patching operations from the elements.

**SECTION 017419 – CONSTRUCTION WASTE MANAGEMENT & DISPOSAL**

**A. PERIODIC CLEANING**

- 1. Each Contractor shall clean up after his own work as needed and/or ensure that sub-contractors clean up after their work and remove accumulations of waste, debris, and rubbish caused by construction operations.
  - a) Remove all waste, rubbish and debris on a daily basis (if needed), as they accumulate, and after completion of the Work.

**B. PROJECT COMPLETION**

- 1. On completion of the project, the entire job shall be cleaned up and left in perfect condition, including adjacent areas.
  - a) Marred surfaces shall be patched or repaired and touched up to match adjoining surfaces.
  - b) All rubbish shall be removed from the site before acceptance.
  - c) New surfaces and/or exposed elements of the Work shall be protected from stain and marring. These surfaces shall be cleaned to the satisfaction of the Owner's Representative or replaced if said stains or mars are unable to be completely removed

**C. GOVERNMENTAL REGULATIONS**

- 1. Conduct cleaning and disposal operations in compliance with Federal, State and local ordinances and anti-pollution laws and regulations.

**SECTION 017700 - PROJECT CLOSEOUT**

**A. GENERAL**

Work includes:

- 1. Substantial Completion.
- 2. Final Completion
- 3. Closeout submittals.
- 4. Instruction

**B. SUBSTANTIAL COMPLETION**

- 1. Prepare and submit the list ("punch-list") required by the first sentence of Paragraph 9.8.2 of the General Conditions.
  - a) Within a reasonable time after receipt of the list the Owner's Representative will inspect to determine status of completion. Should the Owner's Representative determine that the Work is not Substantially Complete:
    - 1) The Owner's Representative will so notify the Contractor, in writing, giving the reasons therefore.
    - 2) Remedy the deficiencies and notify the Owner's Representative when ready for reinspection.
    - 3) The Owner's Representative will reinspect the Work.
  - b) When the Owner's Representative concurs that the Work is Substantially Complete:
    - 1) The Owner's Representative will prepare a "Certificate of Substantial Completion" on AIA form G704, accompanied by the Contractor's list of items to be completed or corrected, as verified and approved by the Owner's Representative.
    - 2) The Owner's Representative will submit the Certificate to the Owner and to the Contractor for their written acceptance of the responsibilities assigned to them in the Certificate.

**C. FINAL COMPLETION**

- 1. Prepare and submit the notice required by the first sentence of Paragraph 9.10.1 of the General Conditions.
  - a) Verify that the Work is complete including, but not necessarily limited to, the items mentioned in Paragraph 9.8.2 of the General Conditions. Certify that:
    - 1) the Contract Documents have been reviewed;
    - 2) the Work has been inspected for compliance with the Contract Documents;
    - 3) the Work has been completed in accordance with the Contract Documents;
    - 4) equipment and systems have been tested as required, and are operational;
    - 5) the Work is completed and ready for final inspection.
  - b) The Owner's Representative will make a final inspection to verify status of completion and if all "punch-list" items have been completed, and upon receipt of the Contractor's Final Application for Payment, issue a Certificate of Final Completion. Should the Owner's Representative determine that the Work is incomplete or defective:
    - 1) The Owner's Representative will so notify the Contractor, in writing, listing the incomplete or defective work.
    - 2) Remedy the deficiencies promptly, and notify the Owner's Representative when ready for reinspection.
  - c) FINAL APPLICATION FOR PAYMENT
    - 1) Submit a final Application for Payment to the Owner's Representative, showing all adjustments to the Contract Sum.
    - 2) If needed, the Owner's Representative will prepare a final Change Order showing adjustments to the Contract Sum which were not made previously by Change Orders.
    - 3) Include final waivers of lien from the Contractor, sub-contractors, and major suppliers.
    - 4) Final payment will not be released until all close-out submittals have been made, final cleaning has been performed, and required instruction(s) to Owner's personnel have been accomplished.

**D. CLOSEOUT SUBMITTALS**

- 1. When the Owner's Representative determines that the Work is acceptable under the Contract Documents, he will request the Contractor to make closeout submittals. Closeout submittals include, but are not necessarily limited to:
  - a) Project record documents described in "Section 017839".
  - b) Operation and maintenance manuals/data as described in "Section 017823".

- c) Warranties and bonds as described in "Section 016000".
- d) Keys and keying schedule;
- e) Spare parts and materials extra stock;
- f) Evidence of compliance with requirements of governmental agencies having jurisdiction including, but not necessarily limited to:
  - 1) Certificates of Inspection, as required
  - 2) Certificate(s) of Occupancy
- g) Certificates of Insurance for products and completed operations;
- h) Evidence of payment and release of liens.
  - 1) Consent of Surety to Final Payment
  - 2) Contractor's Final Waiver of Lien
  - 3) Separate releases or Waivers of Lien for sub-contractors, suppliers and others with lien rights against the Owner, together with a list of those parties.
- i) List of subcontractors, service organizations, and principal vendors, including names, addresses, and telephone numbers where they can be reached for emergency service at all times including nights, weekends, and holidays.

**SECTION 017823 - OPERATING/MAINTENANCE MANUALS & INSTRUCTION**

**A. GENERAL**

- 1. Compile operating/product data and related information appropriate for Owner's maintenance and operation of products and equipment provided under the Contract.
- 2. Instruct Owner's personnel in operation and maintenance of products, equipment and systems.

**B. OPERATIONS/MAINTENANCE MANUALS - FORM OF SUBMITTAL**

- 1. Prepare operating and maintenance manuals in the form of an instructional manual, utilizing heavy-duty, durable 3-ring vinyl covered loose-leaf binders, for use by the Owner's operating personnel. Organize into suitable sets of manageable size. Where possible, assemble instructions for similar equipment into a single binder. Provide when drawings or diagrams are required as part of the manual.
- 2. Provide sturdy manila or kraft envelope, accordion type file folder, or cardboard file boxes, properly labeled, of sufficient size to contain all submittals.
- 3. Submit one copy of data in final form at least fifteen days before final inspection. This copy will be returned within fifteen days after final inspection, with comments. After final inspection make corrections or modifications to comply with the Owner's Representative's comments and submit three copies of each approved manual to the Owner's Representative
- 4. **WARRANTIES, BONDS AND SERVICE CONTRACTS**
  - a) Provide a copy of each warranty, bond or service contract in the appropriate manual for the information of the Owner's operating personnel. Provide written data outlining procedures to be followed in the event of product failure. List circumstances and conditions that would affect validity of the warranty or bond. Provide list for each product containing name, address, and phone number of:
    - 1) Contractor.
    - 2) Subcontractor.
    - 3) Maintenance contractor, as appropriate.
    - 4) Local supply source for parts and replacement.
  - b) Identify area of responsibility of each contractor.

**C. MANUAL FOR MATERIALS AND FINISHES**

- 1. Submit two (2) copies of complete manual in final form.
- 2. Refer to individual Specification Sections for additional requirements on care and maintenance of materials and finishes.
- 3. Content for products, applied materials and finishes:
  - a) Manufacturer's data, giving full information on products.
    - 1) Catalog number, size, composition.
    - 2) Color and texture designations.
    - 3) Information for re-ordering special-manufactured products.
- 4. Instructions for care and maintenance.
  - a) Manufacturer's recommendations for types of cleaning agents and methods.
  - b) Cautions against cleaning agents and methods detrimental to product.
  - c) Recommended cleaning and maintenance schedule.
- 5. Moisture-Protection and Weather-Exposed Products: Provide complete manufacturer's data with instructions on inspection, maintenance and repair of products exposed to the weather or designed for moisture-protection purposes.
- 6. Manufacturer's Data: Provide manufacturer's data giving detailed information, including the following, as applicable:
  - a) Applicable standards.
  - b) Chemical composition.
  - c) Installation details.
  - d) Inspection procedures.
  - e) Maintenance information.
  - f) Repair procedures.

**D. INSTRUCTION**

- 1. Instruct the Owner's personnel in proper operation and maintenance of systems, equipment, and similar items which were provided as part of the Work including, but not limited to;
  - a) Mechanical
  - b) Water supply
  - c) Electrical service/distribution and lighting
  - d) Other items or systems as required in individual sections of the Technical Specifications

2. Instructions for the Owner's Personnel: For instruction of the Owner's operating and maintenance personnel, use experienced instructors thoroughly trained and experienced in the operation and maintenance of the equipment or system involved.

**SECTION 017839 - PROJECT RECORD DOCUMENTS (AS-BUILTS)**

- A. DOCUMENTS REQUIRED AT SITE
  1. The Contractor shall maintain at the job site one copy of all Drawings, Specifications, Addenda, approved Shop Drawings, Change Orders, and other Contract modifications.
    - a) Each of these project record documents shall be clearly marked "**Project Record Copy**"
    - b) Shall be maintained in good condition
    - c) shall be available at all times for inspection by the Park District, and shall not be used for construction purposes.
- B. Project-record drawings shall be marked up to show significant changes made during construction progress, referenced to visible and accessible features of the structures. Project-record drawings shall be kept current and no work shall be concealed until required information has been recorded.
- C. Record-documents shall be submitted in satisfactory condition to the Park District at the completion of the project. **FINAL COMPLETION OF THE PROJECT WILL NOT BE ATTAINED, AND FINAL PAYMENT WILL BE WITHHELD, UNTIL PROJECT "AS-BUILTS" ARE SUBMITTED TO AND APPROVED BY THE OWNER'S REPRESENTATIVE.**

END OF GENERAL REQUIREMENT

**Project Manual for**

**ACCU Replacement – Lakeview Recreation Center**

Lakeview Recreational Center  
Peoria Park District  
2218 N. Prospect Road  
Peoria, IL 61603

**OWNER:**

Peoria Park District  
1314 N. Park Road  
Peoria, IL 61603

**ARCHITECT:**


apace**Design** Architects + Engineers  
2112 E. War Memorial Drive  
Peoria, IL 61614-8002  
Project No. 2015904.10

**DATE:**

02 October 2018

**SET NO.**

\_\_\_\_\_



All the Bidding Documents are the exclusive property of apaceDesign Architects + Engineers; and can only be used with the express permission of apaceDesign Architects + Engineers. Furthermore, these documents cannot be copied (either mechanically or electronically), in whole or in part, without the express written permission of apaceDesign Architects + Engineers.

SECTION 230529 - SUPPORTS AND ANCHORS FOR HVAC

PART 1 - GENERAL

1.01 WORK INCLUDES

- A. Base Bid:
  - 1. Contractor Provide:
    - a. Pipe hangers and supports for HVAC equipment and revised refrigerant piping.
    - b. Sleeves and seals, and firestopping for penetrations involving new and existing pipe.
    - c. Penetrations required in existing walls, floors and roofs.
    - d. Roof supports for equipment and pipe.

1.02 RELATED WORK

- A. Specified Elsewhere:
  - 1. 230710 - HVAC Piping and Equipment Insulation.
  - 2. 230900 - Temperature Controls.
  - 3. 236200 - Air Cooled Condensing Units.

1.03 SYSTEM DEFINITION

- A. HVAC piping includes refrigeration piping.

1.04 REFERENCES

- A. AISC - American Institute of Steel Construction.
- B. ASME B31.9 - Building Services Piping
- C. ASTM F708 - Design and Installation of Rigid Pipe Hangers.
- D. ASTM E814 - Fire Stop Sealant.

1.05 SUBMITTALS

- A. Submit under provisions of Section 013300.
- B. Product Data: Provide manufacturers catalog data including load capacity and firestopping capability. Submit installation techniques to be used for intumescent putty sealants.

1.06 REGULATORY REQUIREMENTS

- A. International Mechanical Code 2015 for support of HVAC piping.

1.07 COORDINATION

- A. Insulation:
  - 1. It is not acceptable for piping with cold surfaces not to be insulated through hangers. Provide hangers specified for insulation to pass through or be sealed to

1.08 RECORD DRAWINGS - See Section 017839.

PART 2 - PRODUCTS

2.01 MANUFACTURER & PERFORMANCE

- A. Unless otherwise specified the manufacturer's number specified or scheduled is listed merely as an aid to prospective bidders. In most cases it is an incomplete number and relies upon the written description to fully define the item. Where model numbers define a single manufactured item which does not include the items include in the written description, the model number shall be modified as required to most closely meet the described requirements.

## 2.02 PIPE HANGERS AND SUPPORTS

- A. Acceptable Manufacturers.
  - 1. B-Line.
  - 2. Grip Strut.
  - 3. Fee and Mason.
  - 4. Grinnel.
  - 5. Unistrut.
- B. Hanger Description:
  - 1. Clamps for attachment to bar joists and beams shall be C-clamps with retaining straps or steel or malleable iron adjustable beam clamps equal to B-Line Figure B-3036 with B-3360 services strap and Figure B-3040.
  - 2. Strut supports shall be galvanized 12 gauge rolled carbon steel with galvanized die-formed accessory clamps and fasteners.
- C. Copper HVAC Pipe: (Refrigeration pipe)
  - 1. Conform to ASME B31.9 and ASTM F708.
  - 2. Multiple or Trapeze Hangers: Steel strut or channels with spacers and hanger rods.
  - 3. Vertical Support: Steel strut and insulated clamps.
  - 4. Copper Pipe Support: Carbon steel ring, adjustable, copper plated or strut with neoprene inserts. Neoprene inserts shall be full depth of insulation.
  - 5. Alternative support for insulated pipe shall be strut clamp sized for 4" long copper sleeve that passes both pipe and insulation.

## 2.03 ACCESSORIES

- A. Hanger Rods: Mild steel continuous threaded national coarse thread.
  - 1. Nuts shall be SAE Grade 3 minimum with cadmium plating and national coarse thread.
  - 2. Lock washers shall be cadmium plated split spring type sized for the rod.
- B. Trapeze Hangers and Equipment Support Steel.
  - 1. Manufactured struts shall be rolled of 12 gauge material to meet loading required or as noted on Drawings or otherwise specified. It shall have a hot dipped galvanized coating. Size shall be as noted on Drawings. Accessories shall be as noted on Drawings.
- C. Acceptable Products.
  - 1. B-Line.
  - 2. Uni-strut.
  - 3. Grip Strut.

## 2.04 ANCHORS

- A. Masonry or concrete type for pipe or equipment supports. Shall be wedge type with either studs or National coarse female thread. Alternative type shall be self drilling expansion type. Anchors shall be U. L. listed.

2.05 PIPE AND EQUIPMENT SUPPORTS

- A. Roof pipe supports shall be loose set type manufactured specifically for use on single ply membrane roofs. Construct of recycled rubber or sunlight resistant plastic material and galvanized steel strut. Attachment shall be with a galvanized steel strut or shall utilize self tapping fasteners. Assembly shall be able to support a 150 pound load.
- B. Acceptable Manufacturers:
  - 1. RPS Pedistal Plus
  - 2. B Line Dura-Block
  - 3. Unistrut Unipen

2.06 FLASHING

- A. Curb flashing shall be as detailed on drawings.

2.07 SEALANTS

- A. Fire Stopping - Shall comply with UL1479 and ASTM E0814. Shall have an installed F rating of two hours.
- B. Fire stopping for metal pipe and conduit shall be tube or trowel applicable and shall remain pliable. Material shall be waterproof or paintable with latex paint.
- C. Fire stopping for insulated pipe and cables shall be intumescent type. It shall be capable of expansion of ten times its original volume when contacted with fire temperatures.
- D. Exterior moisture sealant - Shall be non-hardening silicone type rated for temperatures of -40 degrees F to 250 degrees F. Material shall be available in white, gray, brown, and black colors. Material shall be sunlight resistant.

E. Manufacturer

		Fire Stop (Metal)	Fire Stop Plastic	Exterior Sealant
1.	Tremco	Fyre-shield	Tremstop	Spectrum 2
2.	3M	Fire Dam	MPS-21	2000 150
3.	General Electric	----	----	SCS1000
4.	Dow Corning	----	----	999A
5.	Hilti	FS601	FS611/635	----
6.	Nelson	CLK	CMP	----
7.	Rectorseal	Metacaulk 950	Metacaulk 880	----

PART 3 - EXECUTION

3.01 APPLICATION

- A. HVAC Pipe:
  - 1. Hanger and support spacing on copper tubing shall be: 5'-0" maximum for tube 3/4" and smaller; 8'-0" maximum for tube 1" to 1-1/2"; 10'-0" maximum for tube 2" and larger.
- B. Hanger Rod:
  - 1. Hanger rod size shall be: 3/8" for pipe up to 2" in size.

3.02 PREPARATION

- A. Coordination of Trades/Owner:
  - 1. Core drill openings in walls.
  - 3. Do not do noisy work while occupants are present.
  - 4. Do not work within Conference/Multipurpose while occupants are present.
- B. Grind or fill concrete substrate with epoxy grout to obtain acceptable substrate.

3.03 ANCHORS

- A. Use anchors in concrete or masonry walls and floors.
- B. Drill hole clean of loose material. Install anchor, flush with surface. Size hole in accord to manufacturers' recommendation. Physically test anchor by pulling against it. Loose anchors will not be accepted.

3.04 PIPE HANGERS AND SUPPORTS

- A. Utilize hangers in accord to Application paragraphs.
- B. Install hangers to provide minimum 1/2" space between finished covering and adjacent work.
- C. Place hangers within 12" of each horizontal elbow.
- D. Support vertical piping such that it cannot be deflected more than 1/2" from center by hand pressure.
- E. Where several pipes can be installed in parallel and at same elevation, provide trapeze hangers.
- F. Support riser piping independently of connected horizontal piping.
- G. Provide hard neoprene inserts secured with strut. Insert shall completely cover pipe and match insulation thickness as closely as manufactured standards allow.
- H. Locate hangers for pipe movement without disengagement of supported pipe.
- I. Provide strut supports under equipment as detailed.
- J. Secure upper attachment from the top of steel joists, and the top or bottom of steel beams. Provide lock nut and washer on each set screw and hanger rod attachment.
- K. Do not use perforated hanger strap.

3.05 SLEEVES, SEALS, FIRESTOPPING & ESCUTCHEONS

- A. Provide firestopping at all new penetrations across wall from multi-purpose to boiler room.
- B. Where insulated pipe penetrates walls with fire resistance rating of 1 hour or greater pack annulus with intumescent putty. Size sleeve in accord to intumescent putty manufacturers.

- C. Where steel or copper pipe penetrates walls with fire resistance rating of 1 hour or greater or which are designated as a smoke barrier use fire stopping caulk between pipe and sleeve.
- H. Loose roof supports shall be installed as detailed.

END OF SECTION 230529

SECTION 230710 - HVAC PIPE AND EQUIPMENT INSULATION

PART 1 - GENERAL

1.01 WORK INCLUDES

- A. Base Bid:
  - 1. Contractor Provide:
    - a. Insulation of refrigerant suction piping.
    - b. Painting insulation.

1.02 RELATED WORK

- A. Specified Elsewhere:
  - 1. 230529 - Supports and Anchors For HVAC.

1.03 SYSTEM DESCRIPTION

- A. Definitions:
  - 1. Refrigerant pipe includes suction and liquid piping between compressors and evaporator coils.
- B. Description:
  - 1. Refrigerant suction pipe extends between cooling coil and each ACCU.
  - 2. Refrigerant hot gas pipe will exist between the computer room cooling unit and its air cooled condenser.

1.04 QUALITY ASSURANCE

- A. Material shall have UL listings stamped on material or packing containers.
- B. Inspect finished insulation to assure specified tolerance is met. A/E will verify. If A/E notes tolerances are exceeded, entire system shall be re-inspected and corrections made.

1.05 REGULATORY REQUIREMENTS

- A. ASTM C165 - Standard Test Method of Measuring Compressive Properties of Thermal Insulation.
- B. ASTM C177 - Steady-State Heat Flux Measurements and Thermal Transmission Properties by Means of the Guarded-Hot-Plate Apparatus.
- C. ASTM C302 - Standard Test Method for Density and Dimensions of Preformed Pipe-Covering-Type Thermal Insulation.
- D. ASTM C356 - Standard Test Method for Linear Shrinkage of Preformed High Temperature Insulation Subjected to Soaking Heat.
- E. ASTM C411 - Standard Test Method for Hot-Surface Performance of High-Temperature Thermal Insulation.
- F. ASTM C534 - Preformed Flexible Elastomeric Cellular Thermal Insulation in Sheet and Tubular Form.
- G. ASTM D1667 - Flexible Cellular Materials - Vinyl Chloride Polymers and Copolymers (Closed Cell Foam).
- H. ASTM D5197 - Standard Test Method for Determination of Formaldehyde and Other Carbonyl Compounds in Air (Active Sampler Methodology)

- I. ASTM 6196 - Standard Practice for Selection of Sorbents, Sampling, and Thermal Desorption Analysis Procedures for Volatile Organic Compounds in Air
- J. ASTM E84 - Standard Test Method for Surface Burning Characteristics of Building Materials.
- K. ASTM E96 - Water Vapor Transmission of Materials.
- L. ASTM E119 - Standard Test Materials for Fire Tests of Building Construction and Materials.
- M. ASHRAE 90-1-2016 - Energy Efficient Design of New Buildings Except Low Rise Residential Buildings.

#### 1.06 SUBMITTALS

- A. Submit under provisions of Section 013300.
- B. Product Data: Provide product description, list of materials and thickness for each service, and locations. Show compliance with all specified standards. Show K-Value, maximum temperature, permeability, surface burning characteristics, flame spread and smoke density. Provide MSDS sheets for adhesives and paints. Show material is asbestos free. Submit product data for covers and accessories.
- C. Manufacturer's Installation Instructions: Indicate procedures which ensure acceptable workmanship and installation standards will be achieved.
- D. Provide the name of the installing contractor and line item cost of all steam pipe insulation work on the Schedule of Values.

#### 1.07 QUALIFICATIONS

- A. Installer: Workman skilled in performing the work of this section.

#### 1.08 DELIVERY, STORAGE, AND HANDLING

- A. Deliver materials to site in original factory packaging, labeled with manufacturer's identification, including product density fire ratings and thickness. Keep separated.
- B. Store insulation in original wrapping and protect from weather and construction traffic.
- C. Protect insulation against dirt, water, chemical, and mechanical damage.

#### 1.09 ENVIRONMENTAL REQUIREMENTS

- A. Maintain ambient temperatures and conditions required by manufacturers of adhesives, mastics, and insulation cements.
- B. Maintain temperature during and after installation for minimum period of 24 hours.

### PART 2 - PRODUCTS

#### 2.01 MANUFACTURER & PERFORMANCE

- A. Unless otherwise specified the manufacturer's number specified or scheduled is listed merely as an aid to prospective bidders. In most cases it is an incomplete number and relies upon the written description to fully define the item. Where model numbers define a single

manufactured item which does not include the items include in the written description, the model number shall be modified as required to most closely meet the described requirements.

## 2.02 CELLULAR FOAM

- A. Insulation: ASTM C534; flexible, cellular elastomeric, molded tube or sheet:
1. K Value: ASTM C177 .28 at 75 degrees F.
  2. Minimum Service Temperature: - 40 degrees F.
  3. Maximum Service Temperature: 220 degrees F.
  4. Maximum Moisture Absorption: ASTM D1056; 3.0 percent pipe by volume, 6.0 percent sheet by volume.
  5. Moisture Vapor Transmission: ASTM E96; 0.20 perm inches.
  6. Maximum Flame Spread: ASTM E84; 25.
  7. Maximum Smoke Developed: ASTM E84;50.
  8. Connection: Waterproof vapor barrier adhesive.
  9. Shall be white in color.
- B. Acceptable Products:
1. Armstrong AP Armaflex.
  2. Schuller Rubatex.
  3. Hallstead Mitchell Insul-Tube.
  4. AeroFlex Aerocel Tube or Sheet.

## 2.03 REMOVABLE COVERS

- A. Cold Covers:
1. Shall be made specifically to cover suction filters and other irregular piped devices which require occasional service. It shall be made to wrap around finished standard pipe insulation installed on either side of the valve or device.
  2. Cover shall consist of a flexible type fabric coated with polyethene fitting with hook and loop closure strips that provides a flexible vapor barrier.
    - a. Cover shall be rated to be flexible at temperatures up to 200 degrees F.
    - b. Fire/Smoke Performance as defined by ASTM E-84 - Flame spread index shall be less than 23; smoke developed index shall be less than 50.
    - c. Water vapor transmission per ASTM E96 shall be equal to or less than .01 perms at 37.8C/100F - RH/100%.
    - d. Tearing strength trapezoid (md/cd) shall be minimum 7/5 lbs.
    - e. Breaking strength grab (md/cd) shall be minimum of 43/49 lbs.
    - f. Exterior surface shall be weatherable.
  3. Insulating insert shall be dense, 1" thick fiberglass blanket rated for use with surface temperatures between 0 to 450 degrees F.

## PART 3 - EXECUTION

### 3.01 ENVIRONMENTAL CONDITIONS

- A. Work shall be done when temperatures are within the limits set by the manufacturer.
- B. Outdoor work shall not be done during any form of precipitation.

### 3.02 PREPARATION

- A. Verify that piping has been tested before applying insulation materials.

- B. Verify that surfaces are clean, foreign material removed, and dry.

3.03 INSTALLATION

- A. Install materials in accordance with manufacturer's instructions.
- B. On exposed piping, locate insulation and cover seams in least visible locations.
- C. Insulated cold pipes conveying fluids below ambient temperature: (refrigeration suction).
  - 1. Maintain vapor barrier, align insulation and seal without gaps.
  - 2. Insulate fittings, joints, and valves with insulation of like material and thickness as adjacent pipe. Miter angles.
  - 3. Continue insulation through walls, sleeves, pipe hangers, and other pipe penetrations.
  - 4. Insulate entire system including fittings, and valves.
  - 5. Seal inserts at strut supports to adjacent insulation.
- D. Provide galvanized shields at all pipe hangers.
- E. Finish insulation at supports, protrusions, and interruptions.
- F. All joints shall be made with adhesive. Raw edges shall not be exposed except for overlaps. Do not use tape on closed cell foam insulation.
- G. Paint cut portions closed cell foam insulation exposed to weather with two coats of ultra violet resistant paint.
- H. Attach removable insulation with fasteners exposed for easy access.
- I. On cold piping systems valves and filters shall be insulated so that devices are accessible for service. Cover with removable insulation specified.

3.04 APPLICATION

PIPING SYSTEMS	INSULATION TYPE Inch	PIPE SIZE	THICKNESS Inch
A. Refrigerant Suction Pipe	Cellular Foam	1-5/8" and less	1"
B. Valves	Cellular Foam	N/A	1/2"

3.05 FIELD QUALITY CONTROL

- A. No gaps will be allowed in cold pipe insulation.

END OF SECTION 230710

SECTION 230900 - TEMPERATURE CONTROLS

PART 1 - GENERAL

1.01 WORK INCLUDES

A. Base Bid:

1. Contractor Provide:

- a. Sensors to operate all HVAC devices specified herein.
- b. Integration and expansion of existing computer software and hardware required to operate new air-cooled condensing units serving ACCU1A and ACCU1B.
- c. Software and hardware design to provide sequence of operation herein specified.
- d. Miscellaneous assorted control connections and wiring and devices to make system function.
- e. All wire conduit tubing and cable required to complete systems.
- f. Removal of existing controls.
- g. Commissioning and startup of ACCU-1A & 1B control systems.

B. Alternate Bid:

1. Contractor Provide:

- a. Conversion of existing VAV controls, AHU 1 controls and boiler controls from existing Delta system to the Automated Logic system recently installed.
- b. Reconnection of existing sensors, power supplies, operators and control devices to new controllers where supplied.

1.02 RELATED WORK

A. Specified Elsewhere:

1. 236200 - Air Cooled Condensing Units.

1.03 REFERENCES

- A. ANSI/NEMA 250 - Enclosures for Electrical Equipment (1000 Volts Maximum).
- B. ANSI/NFPA 90A - Installation of Air Conditioning and Ventilation Systems.

1.04 SYSTEM DESCRIPTION

A. Definition:

1. Temperature Control - Temperature Control Subcontractor.

B. The Owner's Existing Control System:

1. Automated Logic installed by ECSI

- C. Control systems shall extend the capabilities of the existing Automated Logic System installed the past year for the control of the new roof top units system, hardware and software quality and operation shall be equal to that just installed. It shall duplicate to sequence of operation of the existing system as modified here-in, and as described in previous communications.

1.05 SUBMITTALS

- A. Submit under provisions of Section 013300.

- B. Shop Drawings: Indicate complete operating data, system drawings, wiring diagrams, and written detailed operational description of sequences. For

automatic dampers indicate arrangement, velocities, and static pressure drops for each system.

- C. Product Data: Include description and engineering data for each control system component. Include sizing as requested.
- D. Operation and Maintenance and Training Data:
  - 1. Submit Training curriculum prior to training meeting. Include aspects of:
    - a. Programming thermostats.
    - b. Accessing menus and controls through passwords and combination of pushing buttons.
    - c. Highlighted sections of Owner training and installation that apply specifically to the Lakeview Recreation Center.
- E. Schedule of Values:
  - 1. Shall list the costs from ECSI.
  - 2. Separate line items with applicable costs shall be listed for each of the following:
    - a. Submission of shop drawings and product data.
    - b. Software programming labor/programming of package thermostat controls.
    - c. Material and equipment costs.
    - d. Installation labor of materials and equipment.
    - e. Startup/commissioning of control systems.
    - f. Training of Owner's personnel and preparation of training materials and maintenance manuals.

#### 1.06 PROJECT RECORD DOCUMENTS

- A. Submit record documents under provisions of Section 017839.
- B. Accurately record actual location of control components, including safety devices, thermostats, and sensors.
- C. Revise shop drawings to reflect actual installation and operating sequences.

#### 1.07 OPERATION AND MAINTENANCE DATA

- A. Submit operation and maintenance data under provisions of Section 017823.
- B. Include systems descriptions, set points, and controls settings and adjustments.
- C. Include inspection period, cleaning methods, recommended cleaning materials, and calibration tolerances.
- D. Format and Content: Continue format submitted.

#### 1.08 OWNER INSTRUCTION AND COMMISSIONING

- A. System Operation:
  - 1. Controls and equipment which is controlled shall be fully operational and tested by the respective trades which installed the devices. Corrective work shall be performed. Contractor shall review work of all related trades. Work like "bumping" motors, energizing controls, opening valves to determine if systems will function shall be completed. Notify equipment installers of non-functioning items. This shall be done prior to substantial completion.

2. Contractor shall list schedule items required from the Owner so that programming can be completed. Allow a minimum of one week for the Owner to provide this schedule.
3. Obtain from the Owner a list of those individuals who are authorized to provide schedules to the contractor and to receive instructions regarding system operation.

B. Owner Instruction:

1. Shall be a continuation of instructions delivered with RTU control operation instructions. Provide training sessions as Owner request.

1.09 TRAINING OWNERS PERSONNEL

A. Training Material:

1. Shall include description of each operating mode of the system.
2. Shall include a glossary of terms which are particular to the project and operation of the systems.
3. Shall include troubleshooting potential problems.
4. Shall include graphics of systems as they are installed.
5. Shall utilize the same identification symbols as actually installed.
6. Shall include instruction in reading control shop drawings.
7. Shall cover routine maintenance. Provide separate reproducible check lists for daily, weekly, monthly and yearly maintenance.
8. Include name and telephone number of trained individual who will answer questions on the project.

B. Training Medium:

1. Provide instruction in written form. Supply as required by the Owner.

- D. Obtain a signed attendance sheet for each training session. Turn a copy of these sheets over to the Architect/Engineer and Owner.

1.10 QUALIFICATIONS

A. Installing Contractor:

1. Shall be (ECSI) Environmental Control Solutions Inc. of Peoria.

1.11 SEQUENCING AND SCHEDULING

- A. Sequence work to ensure installation of components is complementary to installation of similar components in other systems.

- B. Coordinate work and ensure system is completed and commissioned by Date of Substantial Completion.

- C. Coordinate installation of system components with installation of mechanical systems equipment such as air handling units and air terminal units.

1.12 WARRANTY

- A. Provide one year warranty for all parts and labor beginning with the date of substantial completion.

1.13 COORDINATION

- A. Temperature control system protocol shall be carefully coordinated with that provided by the Air Cooled Condensing Unit manufacturer.

PART 2 - PRODUCTS

2.01 MANUFACTURER & PERFORMANCE

- A. Controllers shall be manufactured by Automated Logic.
- B. Remaining components shall be as selected by ECSI.

2.02 COMPOSITE SYSTEMS

- A. Systems shall be Automated Logic System matching those provided by ECSI for the Renovation of the Lakeview Recreation Center roof top units, fans and ductless split units.

2.03 SEQUENCE OF OPERATION

- A. ACCU-1A and ACCU-1B:
  - 1. ACCU-1B is 10 ton and has a 2-5 ton compressors, it is named "A" Below. ACCU-1A is 15 ton and has 2-7-1/2 ton compressors, it is named "B" below.
    - a. 1st stage - Start 1 compressor of A (5 tons)
    - b. 2nd stage - de-energize A and start 1 compressor of B (7.5 tons)
    - c. 3rd stage- De-energize B and start both A compressors. (10 tons)
    - d. 4th stage- De-energize 1- A compressor and Energize 1- B compressor (12.5 tons)
    - e. 5th stage De-energize both A compressors and energize both B compressors (15 tons)
    - f. 6th stage De-energize 1- B compressor and energize both A compressors (17.5 tons)
    - g. 7th stage Energize both B compressors and 1 - A compressor (20 tons)
    - h. 8th stage Energize all 4 compressors (25 tons)
- B. VAV Boxes as delivered previously to Owner and ESCI on 9/19/2018.
- C. Boiler Controls:
  - 1. As delivered previously to Owner and ESCI on 9/19/2018.
- D. AHU-1 Control:
  - 1. As delivered previously to Owner and ESCI on 9/19/2018.

PART 3 - EXECUTION

3.01 EXAMINATION

- A. Verify that systems are ready to receive work.
- B. Beginning of installation means installer accepts existing conditions.

3.02 DEMOLITION

- A. For Reuse:
  - 1. Remove existing control instruments carefully.
  - 2. Verify the controls work before removal.
- B. For Disposal:
  - 1. Remove existing control instruments. Dispose of in a lawful manner.
  - 2. Remove wire and conduit where exposed within space. Abandon conduit, tubing and wire left in walls that are not otherwise demolished.

3. Disconnect wire at control source and pull from conduits.

3.03 INSTALLATION

- A. Install in accordance with manufacturer's instructions.
- B. Run exposed only in mechanical rooms, storage rooms and like, in neat manner supported from piping or conduit or structure.
- C. Mechanically attach conduit to supporting surfaces.
- D. Re-use existing sensors. Replace existing VAV thermostats with new.
- E. Provide junction boxes for wire connections. Wire above accessible ceilings shall be installed in cable trays or bundled and supported in rings. Bundle wires on 24" center with nylon wire ties. Secure individual wires above ceilings to ductwork or structure. No wire shall rest on ceilings. Provide surface raceways on inaccessible finished wall or ceiling surfaces within occupied spaces. Provide EMT conduit in equipment rooms.
- F. All wire ends shall be labeled and coded to match installation drawings. Wires extending to remote switches and thermostats shall be labeled or coded to indicate line side and switched side.
- G. After completion of installation, test and adjust control equipment. Submit data showing set points and final adjustments of controls.
- H. Provide all software input and troubleshooting to make system work.

END OF SECTION 230900

SECTION 236200 - AIR COOLED CONDENSING UNITS

PART 1 - GENERAL

1.01 WORK INCLUDES

- A. Base Bid:
  - 1. Heating Contractor Provide:
    - a. New air cooled condensing units scheduled on drawings.
    - b. Refrigerant suction and liquid pipe and accessories.
    - c. Commissioning of new units.

1.02 RELATED WORK

- A. Specified Elsewhere:
  - 1. 220700 - Piping Insulation.

1.03 REFERENCES

- A. ANSI/ASHRAE 15 - Safety Code for Mechanical Refrigeration.
- B. ANSI/ASHRAE 90A - 2016 - Energy Conservation in new Building Design. (Except Low Rise Residential Buildings)
- C. UL 1995 - Central Cooling Air Conditioners.
- D. ARI 520 - Positive Displacement Refrigerant Compressors, Compressor Units and Condensing Units.
- E. ASHRAE 14 - Methods of Testing for Rating Positive Displacement Condensing Units.

1.04 DESCRIPTION

- A. Definitions:
  - 1. Heating Contractor = Prime Contractor for this work.
- B. Compressor/condensing unit shall be matched to the new cooling coil noted for the existing air handling unit.

1.05 QUALIFICATIONS

- A. For Work with Refrigerant:
  - 1. Workers shall be certified in accord to the US EPA Refrigerant Certification Program.
  - 2. Technicians shall be employed by a service company regularly engaged for refrigeration service work.

1.06 SUBMITTALS

- A. Submit shop drawings under provisions of Section 013300.
- B. Submit generalized shop drawings indicating components, assembly, dimensions, weights and loadings, required clearances, and location and size of field connections. Include general schematic layouts showing condensing units, cooling coils, refrigerant piping, and accessories required for complete system. Include electric power and control schematics, control schematics shall include air flow switches and solenoid valves.
- C. Submit product data under provisions of Section 013300.

- D. Submit product data indicating rated capacities, operating characteristics, weights specialties and accessories, electrical nameplate data, and wiring diagrams.
- E. Submit manufacturer's latest published installation instructions.
- F. Submit copy of US EPA Refrigerant Certification Program Certificates for actually performing refrigeration work.
- G. Submit line item price of ACCU equipment and services on Schedule of Values. Identify supplier vendor.

1.07 OPERATION AND MAINTENANCE DATA

- A. Submit manufacturer's latest published operation and maintenance manual.
- B. Include start-up instructions, maintenance instructions, parts lists, controls, and accessories.

1.08 DELIVERY, STORAGE, AND HANDLING

- A. Deliver and store products to site under provisions of Section 016000.
- B. Comply with manufacturer's installation instructions for rigging, unloading, and transporting units.
- C. Protect units on site from physical damage. Protect coils.

1.09 WARRANTY

- A. Provide two year parts and labor warranty for air cooled condensing units.
- B. Provide a five year extended parts only warranty for compressors.

PART 2 - PRODUCTS

2.01 MANUFACTURER & PERFORMANCE

- A. Unless otherwise specified the manufacturer's number specified or scheduled is listed merely as an aid to prospective bidders. In most cases it is an incomplete number and relies upon the written description to fully define the item. Where model numbers define a single manufactured item which does not include the items include in the written description, the model number shall be modified as required to most closely meet the described requirements.

2.02 MANUFACTURERS

- A. See Schedule on Drawings.

2.03 AIR COOLED COMPRESSOR CONDENSING UNITS

- A. Units: Self-contained, packaged, factory assembled and pre-wired units suitable for outdoor use consisting of cabinet, compressors, condensing coil and fans, integral sub-cooling coil, controls, liquid receiver, and inlet and outlet screens.
- B. Construction and Ratings: In accordance with ARI 210/240. Testing shall be in accordance with ASHRAE 14.

- C. See coil Schedule on Drawings for performance requirements.
- D. House components in welded steel frame with galvanized steel panels with weather resistant, baked enamel finish.
- E. Mount starters, contactors, and controls in weatherproof panel provided with full opening access doors.
- F. Coils: Aluminum fins mechanically bonded to seamless copper tubing. Provide sub-cooling circuits.
- G. Coil Guard: Shall be Expanded metal, Louvered, or PVC coated steel wire.
- H. Fans and Motors:
  - 1. Vertical discharge direct driven propeller type condenser fans with fan guard on discharge. Propeller shall be statically and dynamically balanced, and keyed to motor shaft.
  - 2. Weatherproof motors suitable for outdoor use, three phase, with permanent lubricated ball bearings and built in current and thermal overload protection. Fan Motor shall be mounted to unit frame with spider braces.
- I. Compressors (7-1/2 Tons & Greater):
  - 1. Shall be hermetic scroll with built-in thermostatic electric over current protection and starting capacitor.
  - 2. Shall have sound insulating hood.
  - 3. Shall be rated for continuous operation down to 55 degrees F.
  - 4. Mounting: Statically and dynamically balance rotating parts and mount on spring vibration isolators with rubber-in-shear dampening vibration isolators.
  - 5. Lubrication System: Pumped lubrication shall be provided to all moving parts.
  - 6. Capacity Reduction Equipment: Unloading shall utilize multiple compressors.
  - 7. Motor: Constant speed 3600 rpm suction gas cooled with electronic sensor and winding over temperature protection, designed for across-the-line starting.
  - 8. Crankcase Heater: Evaporates refrigerant returning to crankcase during shut down. Energize heater thermostatically, when compressor is not operating.
- J. Controls and Electrical Connections:
  - 1. Shall be in weatherproof steel enclosure, containing power and control wiring, factory wired with single point power connection.
  - 2. For each compressor, provide contactor, Anti-short cycle timer, starter relay, and control power transformer or terminal for controls power. Provide manual reset current overload protection. For each condenser fan, provide fan relay.
  - 3. Provide the following safety controls arranged so that operating any one will shut down machine and require manual reset:
    - a. High discharge pressure switch manual reset for each compressor.
    - b. Low suction pressure switch automatic reset for each compressor.
    - c. Phase loss and phase reversal protection.
  - 4. Provide the following operating controls:
    - a. Five minute "off" timer prevents compressor from short cycling.
    - b. Periodic pump-out timer to pump down on high evaporator refrigerant pressure.
    - c. Low ambient temperature controls down to 55 degrees F.
    - d. Low ambient thermostat to lock out compressor 50 degrees F.

2.04 PIPE & SPECIALTIES

- A. Pipe:
  - 1. Shall be rigid cooper ACR tubing complying with ASTM B280.
  - 2. Fittings shall wrought copper type complying with ASME B16.22.
  - 3. Joints shall be made with brazing alloy with melting range of 1190 to 1480 degrees F.
- B. Moisture Indicators:
  - 1. Shall be copper or brass boded with solder ends, rated for 430 psig.
  - 2. Shall include sight glass and color coded indicator.
  - 3. Shall have reusable plastic cap.
- C. Filter Dryer:
  - 1. Shall be steel canister type with solder connections complying with ARI 710.
  - 2. Shall include desiccant filter core.
  - 3. Shall have rating to match compressor-condensing unit capacity.
- D. Charging Valves:
  - 1. Shall have brass caps and removable valve core with integral ball check.
  - 2. Shall have forged brass body with solder connection.

PART 3 - EXECUTION

3.01 INSTALLATION

- A. Install in accordance with manufacturer's instructions.
- B. Provide connection to refrigeration piping system and evaporators.
- C. Install units as detailed on Drawings.
- D. Piping:
  - 1. Route substantially as shown on the drawings.
  - 2. Minimize use of 90 degree changes in direction. Do not field bend rigid pipe. Where required make changes in direction with long radius elbows or with 45 degree elbows.
  - 3. Secure piping to structure. Isolate copper pipe from steel hangers.
  - 4. Insulate suction piping in accord to Section 230710. Allow room to accommodate insulation.
  - 5. Bundle liquid piping together with suction piping when sizes are 0.5" diameter or less. Use nylon draw-bands.
  - 6. Secure vertical piping to walls with strut hangers per Section 230529.
  - 7. Locate liquid line dryers and site glasses adjacent to the compressor condenser units.
  - 8. Joints shall be made with foss brazing or silver solder. Flood piping with dry nitrogen during brazing or soldering process.
  - 9. Flush assembled piping systems with dry nitrogen and evacuate fully before charging.
- E. Commissioning:
  - 1. Shall be completed by factory trained personnel.

3.02 MANUFACTURER'S FIELD SERVICES

- A. Shall be performed by factory trained service personnel. Contractors personnel and manufacturers representatives are acceptable if they can provide official proof of training.

- B. Provide initial and cooling season start-up, and winter season shut down during first year of operation, including routine servicing and check out.
- C. Supply initial charge of refrigerant and oil for each refrigerant circuit. Replace losses of refrigerant and oil.
- D. Inspect and test for refrigerant leaks at the end of the first cooling season. Repair leaks found, and replace refrigerant.

3.03 SCHEDULES: See Drawings.

END OF SECTION 236200

SECTION 260500 - BASIC ELECTRICAL REQUIREMENTS

PART 1 - GENERAL

1.1 WORK INCLUDES

A. Contractor Provide:

1. Labor and materials for all electrical system changes. This shall include all equipment, devices, conductors, raceways, housings, connectors, accessories, options and supports for systems to be complete and operational.
2. All minor system components reasonably required for the proper functioning and/or safe operation of the systems and to meet all related codes and ordinances.
3. Required system and component testing as required in these specifications and/or related codes and ordinances.
4. Required electrical demolition and reconfiguration for allowance of work by electrical and other trades, as indicated in these specifications and on drawings.
5. All conduit, wire, cable, boxes, and labor required to connect new air cooled condensing units.

1.2 RELATED WORK

A. Specified Elsewhere:

1. Division 23 for HVAC equipment electrical connection requirements.
2. 260519 - Wire & Cable.
3. 260526 - Grounding & Bonding.
4. 260533 - Conduit, Raceways, & Fittings.
5. 260534 - Device & Junction Boxes.
6. 262913 - Safety Switches and Motor Starters.

1.3 REFERENCES & REGULATORY REQUIREMENTS

- A. The International Building Code 2012, National Electrical Code 2014, International Fire Code 2015.

1.4 VERIFICATION OF POINTS

- A. Before submitting his bid, Contractor shall visit the site to carefully verify all points of existing and new connections. Contractor shall verify concealed points of connection as near as possible and shall contact Owner for verification and approval of connection points. Verify these points, as to locations, size, type, depth, operating characteristics, and complications; including, but not limited to:
1. Present site conditions.
  2. Electrical and other system components.
  3. Work associated with equipment provided under other sections.
  4. New connections to present equipment and systems.
  5. Present equipment, devices, and systems to be modified, extended, removed, and/or relocated.

PART 2 - PRODUCTS

2.1 GENERAL REQUIREMENTS

- A. When two or more items of the same material or equipment are required, they shall be of the same manufacturer. Product manufacturer uniformity does not apply to raw materials, bulk materials, wire, conduit, fittings, fasteners, and similar items used in Work.
- B. Provide products that are compatible with other components in the system and other interconnected systems or equipment.
- C. Provide permanent operational data nameplate on each item of power operated equipment, indicating manufacturer, product name, model number, serial number, capacity, operating and power characteristics, labels of tested compliance, and similar essential data.

## 2.2 SUBMITTALS

- A. Provide all information requested under individual sections and for all equipment described on drawings as being provided by Division 26. See General Conditions
- B. Submittals shall indicate the exact item(s) being submitted for review with all options and accessories required for proper operation or specifically indicated in Contract Documents. Catalog cuts with multiple devices on a single sheet shall clearly indicate which item(s) are being submitted upon.

## 2.3 PRODUCT OPTIONS AND SUBSTITUTIONS

- A. Options and Substitutions shall be done per Division 1.
- B. Any approved options, substitutions, or other changes to products, methods, conductor/conduit routing, or equipment locations shall include any additional costs or credits for all affected trades.

## 2.4 DELIVERY, STORAGE AND HANDLING

- A. Deliver products to project properly identified with names, model numbers, types, grades, compliance labels, and similar information needed for distinct identifications; adequately packaged and protected to prevent damage during shipment, storage, and handling.
- B. Store equipment and materials at the site, unless off-site storage is authorized in writing. Protect stored equipment and materials from damage.
- C. Do not store material on site. Install material as it is brought to the site.
- D. See Division 1 for particular storage and delivery requirements.

## PART 3 - EXECUTION

### 3.1 COORDINATION

- A. Coordinate all work per requirements of Division 1.
- B. See all other specification sections for work concerning the connection of electrical power and temperature and boiler control.
- C. Contractor shall verify electrical characteristics and requirements (name plate data) of equipment furnished by others (FBO) for proper coordination

and equipment operation. Contractor shall confirm requirements of final equipment furnished by others and shall select associated electrical devices accordingly. Before any work is installed, and before any equipment is purchased, The Contractor shall carefully check specifications and plans for every trade and job condition, and any lack of coordination between this work, the plans, specifications, or job conditions, shall be immediately reported to the Architect/Engineer.

### 3.2 ROUGH-IN

- A. Verify final locations and electrical characteristics for rough-ins with field measurements and with the requirements of the actual equipment to be connected.
- B. Refer to equipment specifications in other divisions and processed equipment submittals for rough-in requirements.

### 3.3 ELECTRICAL INSTALLATIONS

- A. Coordinate electrical equipment and material installations with other building components.
- B. Verify all dimensions by field measurements.
- C. Sequence, coordinate, and integrate installations of electrical materials and equipment for efficient flow of the Work.
- D. Install electrical equipment for compliance with code-required clearances and to facilitate maintenance and repair or replacement of equipment components. As much as practical, connect equipment for ease of disconnecting, with minimum of interference with other installations.
- E. Drawings for work under Division 26 are Diagrammatic and are intended to convey scope of work and indicate general arrangement of conduit, boxes, equipment, and other work included in contract.
  - 1. See drawings and specifications for meanings of abbreviations and additional requirements and information. Check mechanical, and other electrical drawings for scale, space limitations and additional information, and report any discrepancies or conflicts to Architect/Engineer prior to submitting bid.
  - 2. The Contractor shall install and completely wire all equipment furnished under this Contract by the bidding contractor and their subcontractors in accordance with the Manufacturer's wiring diagrams and as required for a complete operating installation.

### 3.5 RECORD DOCUMENTS

- A. Provide record documents as required by General Conditions and this section.
- B. Mark Drawings to indicate revisions to conduit size and routing, both exterior and interior, actual equipment locations, distribution and branch electrical circuitry, circuit breaker size and arrangements, contract changes, and concealed control system devices.
- C. Drawings shall be kept at the site for constant update and shall be available to monitor compliance to update requirements.

3.6 WARRANTIES

- A. Follow submittal procedures of Division 1, this specification section, and other individual electrical product system specifications, for all warranties of equipment, devices, labor, and systems.
- B. Compile and assemble the warranties as required by the General Conditions.
- C. Provide complete warranty information, for each product or equipment item, to include date of beginning of warranty or bond; duration of warranty or bond; and names, addresses, and telephone numbers and procedures for filing a claim and obtaining warranty services.
- D. No system or item shall be warranted for less than 1 year. Provide spares for any item anticipated to need replacement during that year.

3.8 CLEANING

- A. General requirements for final cleaning shall be done as required by the General Conditions.

3.9 TESTING

- A. Provide testing and documented results as required by each specification section or applicable codes, laws, and ordinances.
- B. Provide testing and documented results as required or recommended by manufacturer(s) for certification or warranty.

END OF SECTION 260500

SECTION 260519 - WIRES & CABLES

PART 1 - GENERAL

1.1 WORK INCLUDES

A. Base Bid:

1. Contractor shall provide:

- a. Wire required for connection of new and reconnection of existing electrical circuits.
- b. Wire required for connection or reconnection of new motorized equipment.

1.2 RELATED WORK

A. Specified elsewhere:

1. 260500 - Basic Electrical Requirements.
2. 260526 - Grounding & Bonding.
3. 260533 - Conduits, Raceways & Fittings.
4. 260534 - Device & Junction Boxes.
5. 260553 - Electrical Identificaton.
6. 262726 - Wiring Devices.

1.3 REFERENCES: ANSI/NFPA 70 - National Electrical Code.

1.4 DESIGN REQUIREMENTS

- A. All wiring and cables shall be sized (minimum) per ANSI/NFPA 70 - National Electrical Code.
- B. Unless specifically noted otherwise, all conductors shall be copper.
- C. All insulations shall be designed to meet the requirements of NEC for the planned application.
- D. All wires and cables installed as part of this project, shall be in conduit/raceway.

1.5 SUBMITTALS FOR REVIEW - See General Conditions.

1.6 REGULATORY REQUIREMENTS

- A. Conform to requirements of ANSI/NFPA 70.
- B. Furnish products listed and classified by NRTL as suitable for purpose specified and shown.

1.7 PROJECT CONDITIONS

- A. Wire and cable routing shown on Drawings is diagrammatic. Route wire and cable as required to meet Project Conditions.
- B. Include wire and cable lengths for required rises and drops in elevation.

1.8 COORDINATION

- A. Coordinate Work under provisions of Section 260500 and Drawing notes.
- B. Determine required separation between cable and other work.

- C. Determine cable routing to avoid interference with other work.

## PART 2 - PRODUCTS

### 2.1 BUILDING AND COMMUNICATION WIRE AND CABLE

- A. Description: Single conductor insulated wire.
- B. Conductor: Copper.
- C. Insulation Voltage Rating: 600 volts.
- D. Insulation: ANSI/NFPA 70, Type THHN/THWN.
- E. Use solid or stranded copper conductor for feeders and branch circuits 10 AWG and smaller. Use stranded copper conductors for connections to equipment subject to vibration or movement.
- F. See Drawings for wire sizes.
- G. Where systems are being extended or otherwise modified, provide conductors and cables matching the existing system. If equipment manufacturer(s) conductor recommendations/requirements differ from type or specified size, adjust as necessary to meet manufacturers' requirements.
- H. Manufacturers
  1. American Insulated Corp.; Pawtucket, RI.
  2. AMP, Inc. ; Harrisburg, PA.
  3. Anixter Bros., Inc.; Skokie, IL.
  4. Belden Wire and Cable Co.; Richmond, IN.
  5. CommScope; Elm City, NC.
  6. Essex Group, Inc.; Fort Wayne, IN.
  7. Southwire Co.; Carrollton, GA.
  8. Triangle Wire and Cable, Inc. ; Lincoln, RI.

### 2.2 WIRING CONNECTORS

- A. Manufacturers - Spring Wire Connectors:
  1. 3M, Construction Markets Department; St. Paul, MN.
  2. Ideal Ind., Inc.; Sycamore, IL.
  3. Ilsco Div. of Bardes Corp.; Cincinnati, OH.
  4. Thomas & Betts; Memphis, TN.
- B. Manufacturers - Split bolt connectors:
  1. Burndy KS20 Series Servit.
  2. Blackburn 4H Series.
  3. Ilsco
- C. Use suitable cable fittings and connectors.
- D. Make splices, taps, and terminations to carry full ampacity of conductors with no perceptible temperature rise. Conductor ampacity ratings shall be for type THWN (75°C) unless specifically noted otherwise.
- E. Use insulated spring wire connectors with plastic caps for copper conductor splices and taps, 8 AWG to 16 gauge.
- F. Use split bolt connector sized to join a minimum of 3-#6 AWG stranded copper cables. It shall include a split bolt nut and restrained movable pressure bar. Connector shall be UL Listed made of copper and rated for an installation torque of 275. Assembled connector shall be wrapped with insulating electrical tape to meet NEC requirements.

2.3 CABLES NOT ALLOWED

- A. The following types of conductors/cables shall not be used.
  - 1. Armored Cable (AC).
  - 2. Flat Cable Assemblies (FC).
  - 3. Flat Conductor Cable (FCC).
  - 4. Integrated Gas Spacer Cable (IGS).
  - 5. Metal Clad Cable (MC).
  - 6. Mineral-Insulated, Metal-Sheathed Cable (MI).
  - 7. Nonmetallic-Sheathed Cable (NM, NMC, NMS).

PART 3 - EXECUTION

3.1 INSTALLATION

- A. Install products in accordance with manufacturers instructions.
- B. Neatly train and lace wiring inside boxes, equipment, and panelboards.
- C. Clean conductor surfaces before installing lugs and connectors.
- D. Where existing systems are in place and alterations are being made, match existing type of system wiring with existing or as directed/recommended by equipment/system manufacturer.
- E. Use suitable cable fittings and connectors.
- F. Make splices, taps, and terminations to carry full ampacity of conductors with no perceptible temperature rise. Conductor ampacity ratings shall be for type THWN (75°C/167°F ambient temperature) unless specifically noted otherwise.

3.2 FIELD QUALITY CONTROL & TESTING

- A. Inspect wire and cable for physical damage and proper connection.
- B. Measure tightness of bolted connections and compare torque measurements with manufacturer's recommended values.
- C. Test continuity of each branch circuit conductor prior to energizing.

END OF SECTION 260519

SECTION 260526 - GROUNDING & BONDING

PART 1 - GENERAL

1.1 WORK INCLUDES

- A. Base Bid:
  - 1. Contractor provide:
    - a. Proper grounding and bonding of all electrical devices, equipment, raceways, boxes, and systems as required.

1.2 RELATED WORK

- A. Specified Elsewhere:
  - 1. 260533 - Conduits, Raceways, & Fittings.
  - 2. 260534 - Device & Junction Boxes.

1.3 REFERENCES AND REGULATORY REQUIREMENTS

- A. Electrical Code Compliance: Comply with applicable local electrical code requirements of the authority having jurisdiction, and NEC as applicable to electrical grounding and bonding, pertaining to systems, circuits and equipment.
- B. UL Compliance: Comply with applicable requirements of UL 467, 486A and 869 pertaining to grounding and bonding of systems, circuits and equipment. Provide grounding and bonding products that are UL-listed and labeled for their intended usage.
- C. IEEE Compliance: Comply with applicable requirements and recommended installation practices of IEEE Standards 80, 81, 141 and 142 pertaining to grounding and bonding of systems, circuits and equipment.

PART 2 - PRODUCTS

2.1 MANUFACTURERS

- A. Provide one of the following (for each type of grounding and bonding product):
  - 1. Burndy Corporation.
  - 2. Cadweld Div.; Erico Products Inc.
  - 3. Harger; Grayslake, IL.
  - 3. Ideal Industries, Inc.
  - 4. Joslyn Corporation.
  - 5. Okonite Company.
  - 6. OZ Gedney Div.; General Signal Corporation.
  - 7. Thomas and Betts Corporation.

2.2 GROUNDING SYSTEMS

- A. Materials and Components:

General: Except as otherwise indicated, provide electrical grounding and bonding systems required; with assembly of materials, including, but not limited to, cables/wires, connectors, solderless lug terminals, grounding electrodes and plate electrodes, bonding jumper braid, and additional accessories needed for a complete installation. Where more than one type component meets indicated requirements, selection is Installer's option. Where materials or components are not indicated, provide products that comply with NEC and IEEE requirements and with established industry standards for those applications.

- B. Conductors: Unless otherwise indicated, provide electrical grounding conductors for grounding system connections that match power supply wiring materials and are sized according to NEC.
  - 1. Provide minimum 12 AWG ground wire for all general power circuits any of the following conditions exist:
    - a. Circuit is not utilizing raceway ground path
    - b. Set screw conduit fittings are used on existing conduit
    - c. A ground wire is indicated without size indication.
  - 2. Provide stranded ground wire for all flexible conduit connections.
- C. Electrical Grounding Connection Accessories: Provide electrical insulating tape, heat-shrinkable insulating tubing, welding materials, bonding straps, as recommended by accessories manufacturers for type service indicated.
- D. Provide grounding of electrical equipment, devices, and equipment furnished by others (FBO) with electrical connections per NEC.

PART 3 - EXECUTION

3.1 INSTALLATION

- A. Install electrical grounding and bonding systems as required or indicated, in accordance with manufacturer's instructions and applicable portions of NEC and in accordance with recognized industry practices to ensure that products comply with requirements.
- B. Coordinate with other electrical work as necessary to interface installation of electrical grounding and bonding system with other work.
- C. Connect together system neutral, service equipment enclosures, exposed non-current carrying metal parts of electrical equipment, metal raceway systems, grounding conductor in raceways and cables.
- D. Tighten grounding and bonding connectors and terminals, including screws and bolts, in accordance with manufacturer's published torque specification values for connectors and bolts. Where manufacturer's torque requirements are not indicated, tighten connections to comply with tightening torque values specified in UL 486A to assure permanent and effective grounding.
- E. Route grounding connections and conductors to ground and protective devices in shortest and straightest paths possible to minimize transient voltage rises.
- F. Install clamp-on connectors on clean metal contact surfaces, to ensure electrical conductivity and circuit integrity.

END OF SECTION 260526

SECTION 260533 - CONDUITS, RACEWAYS, & FITTINGS

PART 1 - GENERAL

1.1 WORK INCLUDES

A. Contractor Provide:

1. Conduits and raceways for all electrical wiring required and/or indicated on drawings or in specifications for:
  - a. Electrical Power.
  - b. Connections to equipment furnished by other trades.

1.2 RELATED WORK

A. Specified Elsewhere:

1. Division 26 for HVAC.
2. 260500 - Basic Electrical Requirements.
3. 260519 - Wires & Cables.
4. 260526 - Grounding & Bonding.
5. 260534 - Device, Junction, & Pull Boxes.
6. 260553 - Electrical Identification.

1.3 REFERENCES

- A. NFPA 70 - National Electrical Code.
- B. ANSI C80.1 - Rigid Metal Conduit, Zinc Coated (RMC).
- C. UL 1660 - Liquidtight flexible metal conduit (LFMC).

1.4 REGULATORY REQUIREMENTS

- A. Conform to requirements of NFPA 70 (NEC).
- B. Furnish products listed, classified, and labeled by Underwriter's Laboratories, Inc. or testing firm acceptable to authority having jurisdiction as suitable for purpose specified and/or shown.

1.5 PROJECT CONDITIONS

- A. Verify that field measurements are as shown on drawings.
- B. Conduit and raceway routing shown on drawings is diagrammatic. Route raceways, as required, to account for project conditions. Include raceway lengths and fittings for required rises and drops in elevation, and avoidance of obstructions.

1.6 DELIVERY, STORAGE, AND HANDLING

- A. Deliver, store, protect, and handle products as required by Division 1 and under provisions of Section 260500.
- B. Protect conduit from corrosion and entrance of debris by storing above grade. Provide appropriate covering.

PART 2 - PRODUCTS

2.1 GENERAL REQUIREMENTS

- A. Provide conduit of 3/4" minimum size unless required or noted otherwise.

- B. Provide liquid tight flexible conduit for final connections to air cooled condensing units (ACCUs).
- C. Where types, sizes, or grades are not indicated in these specifications or on drawings, provide proper selection determined by Installer to fulfill wiring requirements, and comply with applicable portions of NEC for raceways.

2.2 RIGID AND INTERMEDIATE METAL conduit (RMC & IMC)

- A. Manufacturers
  - 1. Allied Tube and Conduit Corp.
  - 2. LTV Steel Co.
  - 3. Wheatland.
- B. Rigid Metal Conduit; ANSI C80.1, galvanized steel.
- C. Fittings and Conduit Bodies: ANSI/NEMA FB1 material to match conduit. Fittings shall be threaded type.
- D. Use for extension from ceiling space up through roof penetration and above roof to flexible connections.

2.3 LIQUID TIGHT FLEXIBLE METAL CONDUIT (LFMC):

- A. Manufacturers:
  - 1. Alflex, Commonwealth Industries, Inc.; Long Beach, CA.
  - 2. American Flexible Conduit; Div. Tyco International; New Bedford, MA.
  - 3. Anamet; Colborne, Ontario, Canada.
  - 4. Electri-Flex; Roselle, IL.
- B. Interlocked steel construction.
- C. Oil proof, sunlight resistant PVC jacket.
- D. Fittings: ANSI/NEMA FB 1.
- E. Liquidtight flexible metal conduit (LFMC), as defined in NEC Article 350, shall be used for the final 24" prior to connections to all motorized equipment or equipment subject to similar vibration, and exposed to weather, moisture, or oil/grease splatter. Support and secure as required by NEC Article 350.

PART 3 - EXECUTION

3.1 INSTALLATION

- A. Install conduit/raceways in accordance with NECA "Standards of Installation" and NEC.
- B. Arrange supports to prevent misalignment during wire installation.
- C. Support conduit using coated steel or malleable iron straps.
- D. Fasten conduit supports to building structure and surfaces. Alternate single-hole conduit straps shall be used on concrete surfaces. Galvanized strut, strut clamps and accessories shall be used in ceiling space and above roof.

- E. Do not support conduit with wire. Remove wires used for temporary support.
- F. Arrange conduit to maintain headroom and present neat appearance. Route all conduit and raceways parallel and perpendicular to structure.
- G. Cut conduit square using a saw or pipe cutter; de-burr and ream cut ends.
- H. Bring conduit to shoulder of fittings; fasten securely.
- I. Use fittings to fasten conduit and raceways to boxes.
- J. Install no more than the equivalent of three 90° bends between boxes. Provide junction and pull boxes as required. Use conduit bodies to make sharp changes in direction, as around sharp corners.
- K. Use suitable caps to protect installed conduit against entrance of dirt and moisture.
- L. Use only conduit specified as allowed by The National Electric Code. If it is not specified above do not use it.
- M. Verify sizes, routing, and termination locations of conduit prior to rough-in.
- N. All conduit terminations to a box or enclosure shall be secured with locknuts and bushings, per NEC.

END OF SECTION 260533

SECTION 260534 - DEVICE & JUNCTION BOXES

PART 1 - GENERAL

1.1 WORK INCLUDES

- A. Contractor Provide:
  - 1. Boxes required for all power connections.

1.2 RELATED WORK

- A. Specified Elsewhere:
  - 1. 260500 - Basic Electrical Requirements.
  - 2. 260519 - Wire & Cable.
  - 3. 260526 - Grounding & Bonding.
  - 4. 260533 - Conduits, Raceways, & Fittings.
  - 5. 260553 - Electrical Identification.

1.3 REFERENCES

- A. ANSI/NEMA OS 1 - Sheet-steel Outlet Boxes, Device Boxes, Covers, and Box Supports.
- B. ANSI/NFPA 70 - National Electrical Code.

1.4 REGULATORY REQUIREMENTS

- A. Conform to requirements of NFPA 70.
- B. Furnish products listed and classified by Underwriters Laboratories, Inc. or testing firm acceptable to authority having jurisdiction as suitable for purpose specified and shown.

1.5 PROJECT CONDITIONS

- A. Verify locations of boxes prior to rough-in.
- B. Install electrical boxes at location required for box to serve intended purpose.
- C. All junction boxes shall be NEMA 1 classification unless identified otherwise.

1.6 SUBMITTALS FOR REVIEW

- A. See Division 1 for procedures for submittals.
- B. Provide product information on all device, junction, and pull boxes with any dimension larger than 4".

PART 2 - PRODUCTS

2.1 PULL AND JUNCTION BOXES

- A. Sheet Metal Boxes: NEMA OS 1, galvanized steel.
  - 1. Provide with mounting flanges or adjustable supports.
  - 2. Provide with matching cover with screw and extensions as required.

- B. Manufacturers:
  - 1. RACO, Inc.; South Bend, IN.
  - 3. Steel City (Thomas & Betts); Memphis, TN.

PART 3 - EXECUTION

3.1 INSTALLATION

- A. Install electrical boxes as shown on Drawings, and as required for splices, taps, wire pulling, equipment connections and compliance with regulatory requirements.
- B. Install electrical boxes to maintain headroom and to present neat mechanical appearance.
- C. Use adjustable steel channel fasteners for hung ceiling outlet box except where weight supported requires additional support.
- D. Coordinate box space requirements with other trades.
- E. Remove all debris from box prior to installation of wire.

3.2 TESTING

- A. Verify that boxes are properly grounded at completion of installation with Ohm meter. Entire ground path must meet requirements of specification section 260526.

END OF SECTION 260534

SECTION 260553 - ELECTRICAL IDENTIFICATION

PART 1 - GENERAL

1.1 WORK INCLUDES

- A. Base Bid: Contractor provide:
  - 1. Identification of wiring for branch circuits.

1.2 RELATED WORK

- A. Specified Elsewhere:
  - 1. 260500 - Basic Electrical Requirements.
  - 2. 260519 - Wires & Cables.
  - 3. 260526 - Grounding & Bonding.
  - 4. 260533 - Conduits & Raceways.
  - 5. 262726 - Wiring Devices & Covers.

1.3 REFERENCES

- A. ANSI Std. A13.1.
- B. NEMA WC 1 & WC 2.
- C. NEC; NFPA 70 - National Electrical Code.
- D. UL Std. 969.

1.4 SUBMITTALS FOR REVIEW

- A. Division 1 - Submittals: Procedures for submittals.
  - 1. Product Data: Provide manufacturer's catalog information showing each different type of identification material to be used.

1.5 REGULATORY REQUIREMENTS

- A. Conform to requirements of NFPA 70.
- B. Provide Products listed and classified by a NRTL as suitable for the purpose specified and indicated.
- C. NEMA Std. Pub. No. WC 1 and WC 2: Comply with standards.
- D. Comply with ANSI Std. A13.1.

PART 2 - PRODUCTS

2.1 MANUFACTURERS

- A. Provide electrical identification products of one of the following (for each type of marker):
  - 1. Brady, W.H. Co.
  - 2. Ideal Industries, Inc.
  - 3. LEM Products, Inc.
  - 4. 3M

2.2 WIRE MARKERS

- A. Provide tape type wire markers for wire identification.
  - 1. Provide identification at each end and at all pull or junction boxes.
  - 3. Branch circuit conductors shall be identified with adhesive tape numbers at branch panel gutters.
  - 4. Provide labeling in compliance with NEC.

PART 3 - EXECUTION

3.1 EXAMINATION

- A. Verify circuit numbers and feeder sources prior to labeling.

3.2 PREPARATION: Clean all surfaces prior to application of tags and labels.

END OF SECTION 260553

SECTION 262913 - SAFETY SWITCHES & MOTOR STARTERS

PART 1 - GENERAL

1.1 WORK INCLUDES

- A. Contractor Provide Base Bid:
  - 1. Disconnect switch for air cooled condensing units (ACCUs).

1.2 RELATED WORK

- A. Specified Elsewhere:
  - 1. 260500 - Basic Electrical Requirements.
  - 2. 260526 - Grounding & Bonding.
  - 3. 260533 - Conduits, Raceways, & Fittings.
  - 4. 260553 - Electrical Identification.
  - 5. Sections Divisions 23 which specify equipment requiring power connections where disconnect is not included with equipment.

1.3 REFERENCES

- A. NFPA 70 - National Electrical Code.
- B. UL 98 "Enclosed and Dead Front Switches".
- C. NEMA Stds Pub No. KS1 "Enclosed Switches".
- D. NECA "Standard of Installation".

1.4 SUBMITTALS FOR REVIEW

- A. Provide product information of typical disconnects for each type to be used. Information shall include dimensions, NEMA size and class, and accessories.

1.5 REGULATORY REQUIREMENTS

- A. Conform to requirements of ANSI/NFPA 70, NEMA KS1.
- B. Furnish products listed and classified by an NRTL acceptable to authority having jurisdiction as suitable for purpose specified and/or shown.

1.6 DELIVERY, STORAGE, AND HANDLING

- A. Deliver, store, protect, and handle products as required under provisions of Division 1 and Section 260500.
- B. Protect from corrosion and entrance of debris by storing above grade. Provide appropriate covering.
- C. Verify sizes, ratings, and mounting locations prior to ordering or rough-in.

PART 2 - PRODUCTS

2.1 FUSES

- A. Provide fuses for fusible safety switches, as recommended by switch manufacturer and equipment manufacturer, of classes, types, and ratings needed to fulfill equipment and circuit electrical requirements. Fuses

and thermal units shall not be ordered prior to confirmation of actual equipment being installed.

## 2.2 DISCONNECT SWITCHES

- A. Disconnect switches for roof top HVAC units shall have the following design characteristics:
1. Sheet steel NEMA 3R enclosure for exterior locations.
  2. Heavy duty, fusible types with quick-make, quick-break contacts when spring assisted.
  3. Switch blades visible in OFF position with door open.
  4. All current carrying parts shall be of copper construction with silver-tungsten type contacts.
  5. Enclosure shall have stamped knock-outs.
  6. Operating handle shall be an integral part of the enclosure base and shall be padlockable in the OFF position.
  7. Class RK1 fuse provisions.
- B. Acceptable Products
1. Square D Co.                    Disconnect  
    H36\_Rb Series

## PART 3 - EXECUTION

### 3.1 INSTALLATION

- A. Install disconnect switches as indicated, complying with manufacturer's written instructions, applicable requirements of N.E.C., NEMA and NECA's "Standard of Installation", and in accordance with recognized industry practices.
- B. Coordinate circuit and motor disconnect switch and motor starter installation work with electrical raceway and cable work, as necessary for proper interface.
- C. Provide proper clearances in front of disconnects and starters.
- D. Mount disconnects and starters so that the center of the operating handle grip, in its highest position, is maximized above the roof not to exceed 6'-6".
- E. Install safety switches and motor starters for use with motors within sight of equipment unless noted otherwise.

### 3.2 TESTING

- A. Test operation of all motor starters and disconnects prior to and after energizing.
- B. Verify proper phase rotation with equipment being connected.

END OF SECTION 262913

**ATTACHMENT A.6**  
**INSURANCE REQUIREMENTS**  
**ROUTINE CONSTRUCTION, MAINTENANCE AND REPAIR PROJECTS**

Contractor shall obtain insurance of the types and in the amounts listed below.

**A. COMMERCIAL GENERAL AND UMBRELLA LIABILITY INSURANCE**

Contractor shall maintain commercial general liability (CGL) and, if necessary, commercial umbrella insurance with a limit of not less than \$1,000,000 each occurrence. If such CGL insurance contains a general aggregate limit, it shall apply separately to this project/location.

CGL insurance shall be written on Insurance Services Office (ISO) occurrence form CG 00 01 10 93, or a substitute form providing equivalent coverage, and shall cover liability arising from premises, operations, independent contractors, products-completed operations, personal injury and advertising injury, and liability assumed under an insured contract (including the tort liability of another assumed in a business contract).

Owner shall be included as an insured under the CGL, using ISO additional insured endorsement CG 20 10 or a substitute providing equivalent coverage, and under the commercial umbrella, if any. This insurance shall apply as primary insurance with respect to any other insurance or self-insurance afforded to Owner.

There shall be no endorsement or modification of the CGL limiting the scope of coverage for liability arising from pollution, explosion, collapse, or underground property damage.

**B. CONTINUING COMPLETED OPERATIONS LIABILITY INSURANCE**

Contractor shall maintain commercial general liability (CGL) and, if necessary, commercial umbrella liability insurance with a limit of not less than \$1,000,000 each occurrence for at least one (1) year following substantial completion of the work.

Continuing CGL insurance shall be written on ISO occurrence form CG 00 01 10 93, or substitute form providing equivalent coverage, and shall, at minimum, cover liability arising from products-completed operations and liability assumed under an insured contract.

Continuing CGL insurance shall have a products-completed operations aggregate of at least two times its each occurrence limit.

Continuing commercial umbrella coverage, if any, shall include liability coverage for damage to the insured's completed work equivalent to that provided under ISO form CG 00 01.

**C. BUSINESS AUTO AND UMBRELLA LIABILITY INSURANCE**

Contractor shall maintain business auto liability and, if necessary, commercial umbrella liability insurance with a limit of not less than \$1,000,000 each accident. Such insurance shall cover liability arising out of any auto including owned, hired and non-owned autos.

Business auto insurance shall be written on Insurance Services Office (ISO) form CA 00 01, CA 00 05, CA 00 12, CA 00 20, or a substitute form providing equivalent liability coverage. If necessary, the policy shall be endorsed to provide contractual liability coverage equivalent to that provided in the 1990 and later editions of CA 00 01.

**D. WORKERS COMPENSATION INSURANCE**

Contractor shall maintain workers compensation as required by statute and employers liability insurance. The commercial umbrella and/or employers liability limits shall not be less than \$1,000,000 each accident for bodily injury by accident or \$1,000,000 each employee for bodily injury by disease.

If Owner has not been included as an insured under the CGL using ISO additional insured endorsement CG 20 10 under the Commercial General and Umbrella Liability Insurance required in this Contract, the Contractor waives all rights against Owner and its officers, officials, employees, volunteers and agents for recovery of damages arising out of or incident to the Contractor's work.

## **E. GENERAL INSURANCE PROVISIONS**

- 1. Evidence of Insurance.** Prior to beginning work, Contractor shall furnish Owner with a certificate(s) of insurance and applicable policy endorsement(s), executed by a duly authorized representative of each insurer, showing compliance with the insurance requirements set forth above.

All certificates shall provide for 30 days written notice to Owner prior to the cancellation or material change of any insurance referred to therein. Written notice to Owner shall be by certified mail, return receipt requested.

Failure of Owner to demand such certificate, endorsement or other evidence of full compliance with these insurance requirements or failure of Owner to identify a deficiency from evidence that is provided shall not be construed as a waiver of Contractor's obligation to maintain such insurance.

Owner shall have the right, but not the obligation, of prohibiting Contractor or any subcontractor from entering the project site until such certificates or other evidence that insurance has been placed in complete compliance with these requirements is received and approved by Owner.

Failure to maintain the required insurance may result in termination of this Contract at Owner's option.

With respect to insurance maintained after final payment in compliance with a requirement above, an additional certificate(s) evidencing such coverage shall be promptly provided to Owner whenever requested.

Contractor shall provide certified copies of all insurance policies required above within 10 days of Owner's written request for said copies.

- 2. Acceptability of Insurers.** For insurance companies which obtain a rating from A.M. Best, that rating should be no less than A VII using the most recent edition of the A.M. Best's Key Rating Guide. If the Best's rating is less than A VII or a Best's rating is not obtained, the Owner has the right to reject insurance written by an insurer it deems unacceptable.
- 3. Cross-Liability Coverage.** If Contractor's liability policies do not contain the standard ISO separation of insureds provision, or a substantially similar clause, they shall be endorsed to provide cross-liability coverage.
- 4. Deductibles and Self-Insured Retentions.** Any deductibles or self-insured retentions must be declared to the Owner. At the option of the Owner, the Contractor may be asked to eliminate such deductibles or self insured retentions as respects the Owner, its officers, officials, employees, volunteers and agents or required to procure a bond guaranteeing payment of losses and other related costs including but not limited to investigations, claim administration and defense expenses.
- 5. Subcontractors.** Contractor shall cause each subcontractor employed by Contractor to purchase and maintain insurance of the type specified above. When requested by the Owner, Contractor shall furnish copies of certificates of insurance evidencing coverage for each subcontractor.

## **F. INDEMNIFICATION**

To the fullest extent permitted by law, the Contractor shall indemnify and hold harmless the Owner and the Architect and their officers, officials, employees, volunteers and agents from and against all claims, damages, losses and expenses including but not limited legal fees (attorney's and paralegal's fees and court costs), arising

out of or resulting from the performance of the Contractor's work, provided that any such claim, damage, loss or expense (1) is attributable to bodily injury, sickness, disease or death, or injury to or destruction of tangible property, other than the work itself, including the loss of use resulting therefrom and (2) is caused in whole or in part by any wrongful or negligent act or omission of the Contractor, any Subcontractor, anyone directly or indirectly employed by any of them or anyone for whose acts any of them may be liable, except to the extent it is caused in part by a party indemnified hereunder. Such obligation shall not be construed to negate, abridge, or otherwise reduce any other right or obligation of indemnity which would otherwise exist as to any party or person described in this Paragraph. Contractor shall similarly protect, indemnify and hold and save harmless the Owner, its officers, officials, employees, volunteers and agents against and from any and all claims, costs, causes, actions and expenses including but not limited to legal fees, incurred by reason of Contractor's breach of any of its obligations under, or Contractor's default of, any provision of the Contract.

## SAMPLE LIABILITY INSURANCE ENDORSEMENT

**The following spaces preceded by an asterisk (\*) need not be completed if this endorsement and policy have the same inception date.**

<b>ATTACHED TO AND FORMING PART OF POLICY NUMBER</b>	<b>* EFFECTIVE DATE OF ENDORSEMENT</b>	<b>*ISSUED TO</b>
--	--	-------------------

This endorsement changes the policy. Please read it carefully.

### AUTOMATIC ADDITIONAL INSUREDS

The following provision is added to (SECTION II), Who Is An Insured.

5. Any entity you are required in a written contract (hereinafter called Additional Insured) to name as an insured is an insured but only with respect to liability arising out of your premises, “your work” for the Additional Insured, or acts or omissions of the Additional Insured in connection with the general supervision of “your work” to the extent set forth below.
  - a. The Limits of Insurance provided on behalf of the Additional Insured are not greater than those required by such contract.
  - b. The coverage provided to the Additional Insured(s) is not greater than that customarily provided by the policy forms specified in and required by the contract.
  - c. All insuring agreements, exclusions and conditions of this policy apply.
  - d. In no event shall the coverages or Limits of Insurance in this Coverage Form be increased by such contract.

Except when required otherwise by contract, this insurance does not apply to:

- 1) “Bodily injury” or “property damage” occurring after
  - a) All work on the project (other than service, maintenance or repairs) to be performed by or on behalf of the Additional Insured(s) at the site of the covered operations has been completed; or
  - b) That portion of “your work” out of which the injury or damage arises has been put to its intended use by any person or organization other than another contractor or subcontractor engaged in performing operations for a principal as a part of the same project.
- 2) “Bodily injury” or “property damage” arising out of any act or omission of the Additional Insured(s) or any of their employees, other than the general supervision of work performed for the Additional Insured(s) by you.
- 3) “Property damage” to
  - a) Property owned, used or occupied by or rented to the Additional Insured(s);
  - b) Property in the care, custody or control of the Additional Insured(s) or over which the Additional Insured(s) is for any purpose exercising physical control; orc) “Your work” for the Additional Insured(s).

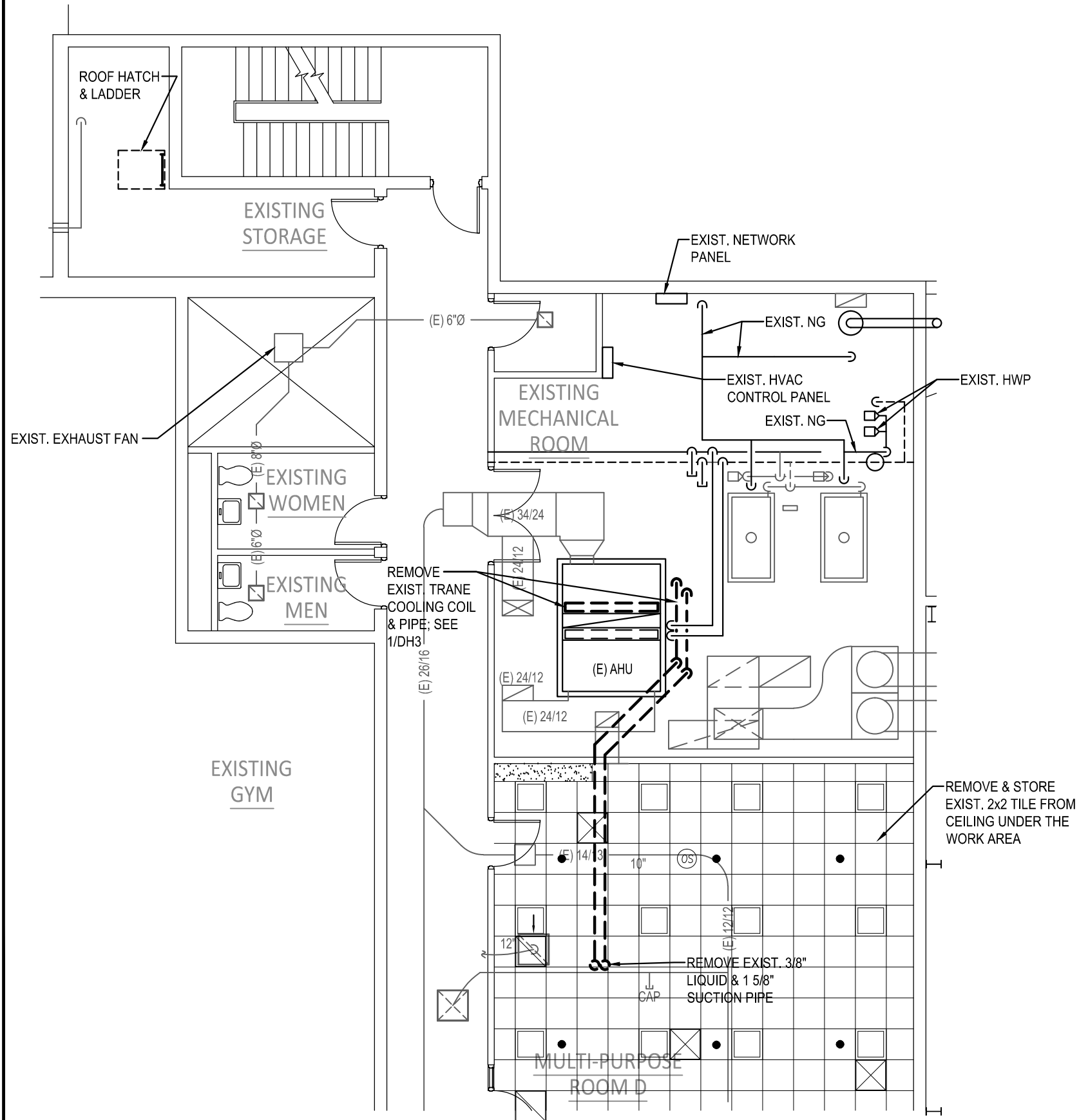
With respect to Additional Insureds who are architects, engineers or surveyors, this insurance does not apply “bodily injury”, “property damage”, “personal injury” or “advertising injury” arising out of the rendering of or the failure to render any professional services by or for you, including:

- a) The preparing, approving, or failing to prepare or approve maps, drawings, opinions, reports, surveys, change orders, designs or specifications; and
- b) Supervisory, inspection or engineering services.

Any coverages provided hereunder shall be excess over any other valid and collectible insurance available to the Additional Insured(s) whether primary, excess, contingent or on any other basis unless a contract specifically requires that this insurance be primary or you request that it apply on a primary basis.

No person or organization is an Additional Insured with respect to the conduct of any current or past partnership or joint venture that is not shown as a Named Insured in the Declarations.

END OF ATTACHMENT A.6



1 Partial 2nd Floor HVAC Demolition Plan  
 DH1 SCALE: 1/8" = 1'-0"




Sheet No.:	DH1
Date	10.02.18
Issue	1 ACCU Replacement
No.	1

Partial 2nd Floor HVAC Demolition Plan

Lakeview Gymnasium  
 ACCU-1 Replacement  
 1013 W. Lake Ave.  
 Peoria, Illinois 61614

apace Job No. 2015904.15

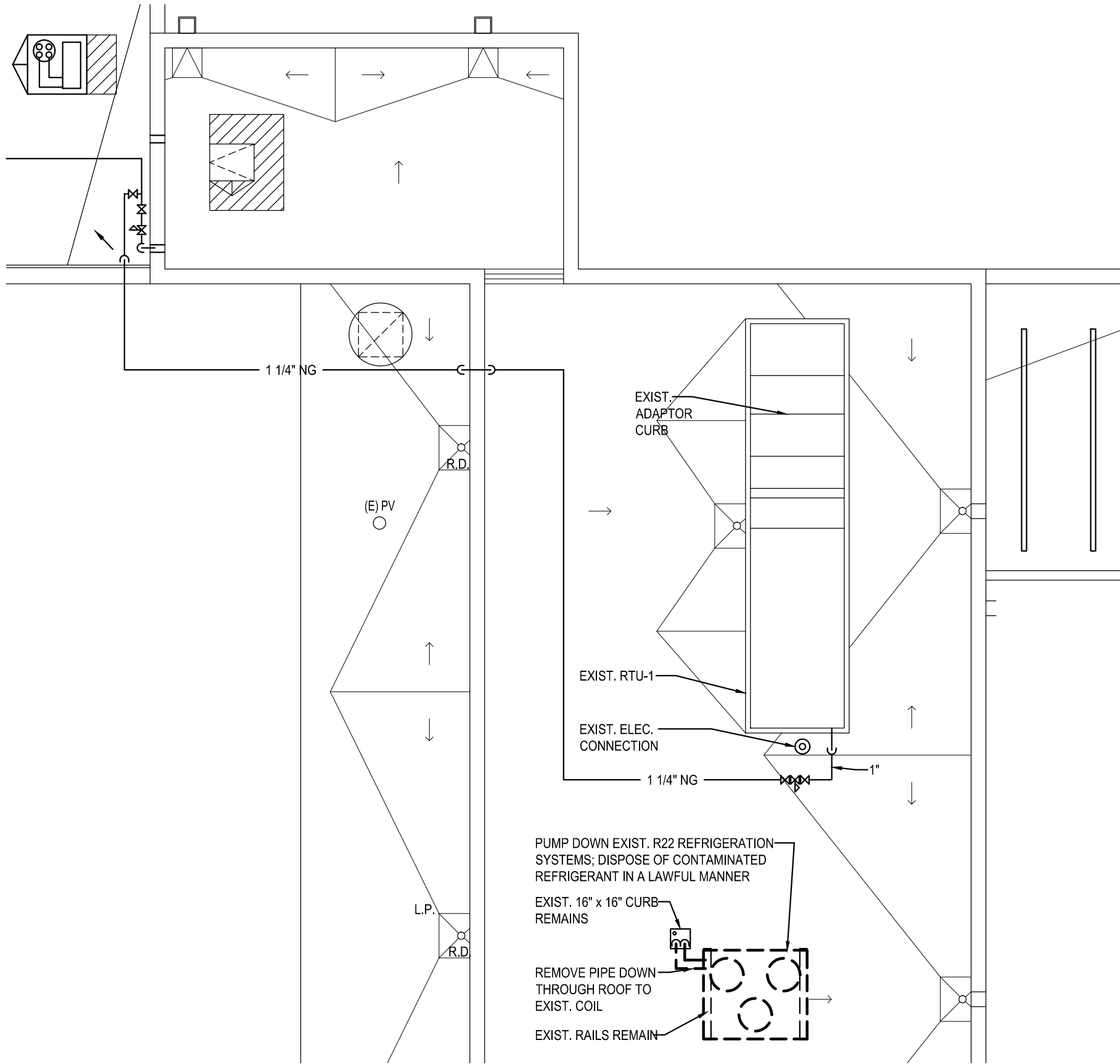
10-2-18



architects  
 engineers  
 designers

apace

2112 East W. Mendota Drive  
 Peoria Illinois 61614  
 T: 309.685.4722 F: 309.685.4784



1 Partial HVAC Roof Demolition Plan  
 DH2 SCALE: 1/8" = 1'-0"



Sheet No.:

DH2


No.	Issue	Date
1	ACCU Replacement	10.02.18

Partial HVAC Roof Demolition Plan

Lakeview Gymnasium  
 ACCU-1 Replacement  
 1013 W. Lake Ave.  
 Peoria, Illinois 61614

apace Job No. 2015904.15

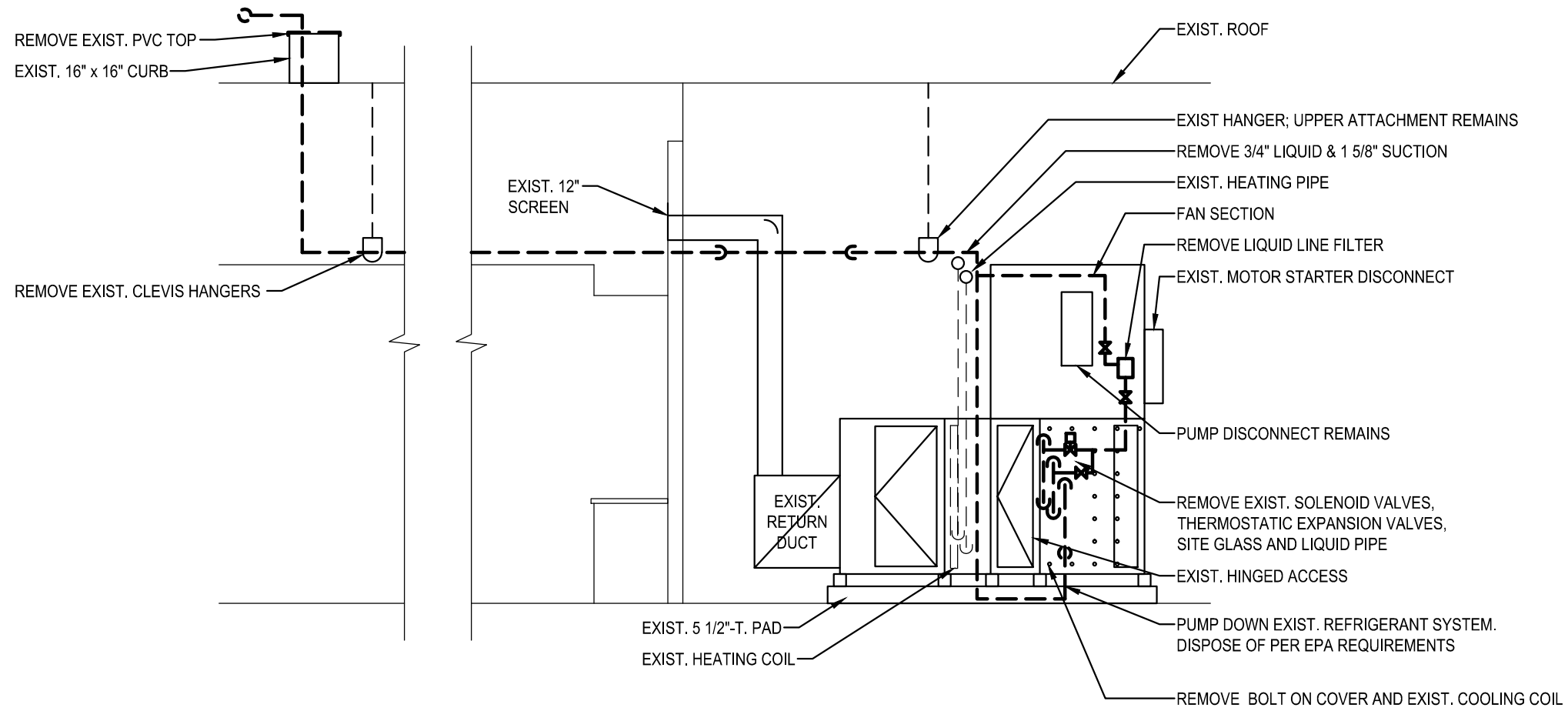
10-2-18



architects  
 engineers  
 designers



2112 East Wacker Memorial Drive  
 Peoria, Illinois 61614  
 T: 309.685.4722 F: 309.685.4784



1 AHU-1 Demolition Elevation  
 DH3 SCALE: 1/4" = 1'-0"

Sheet No.:


DH3

No.	Issue	Date
1	ACCU Replacement	10.02.18

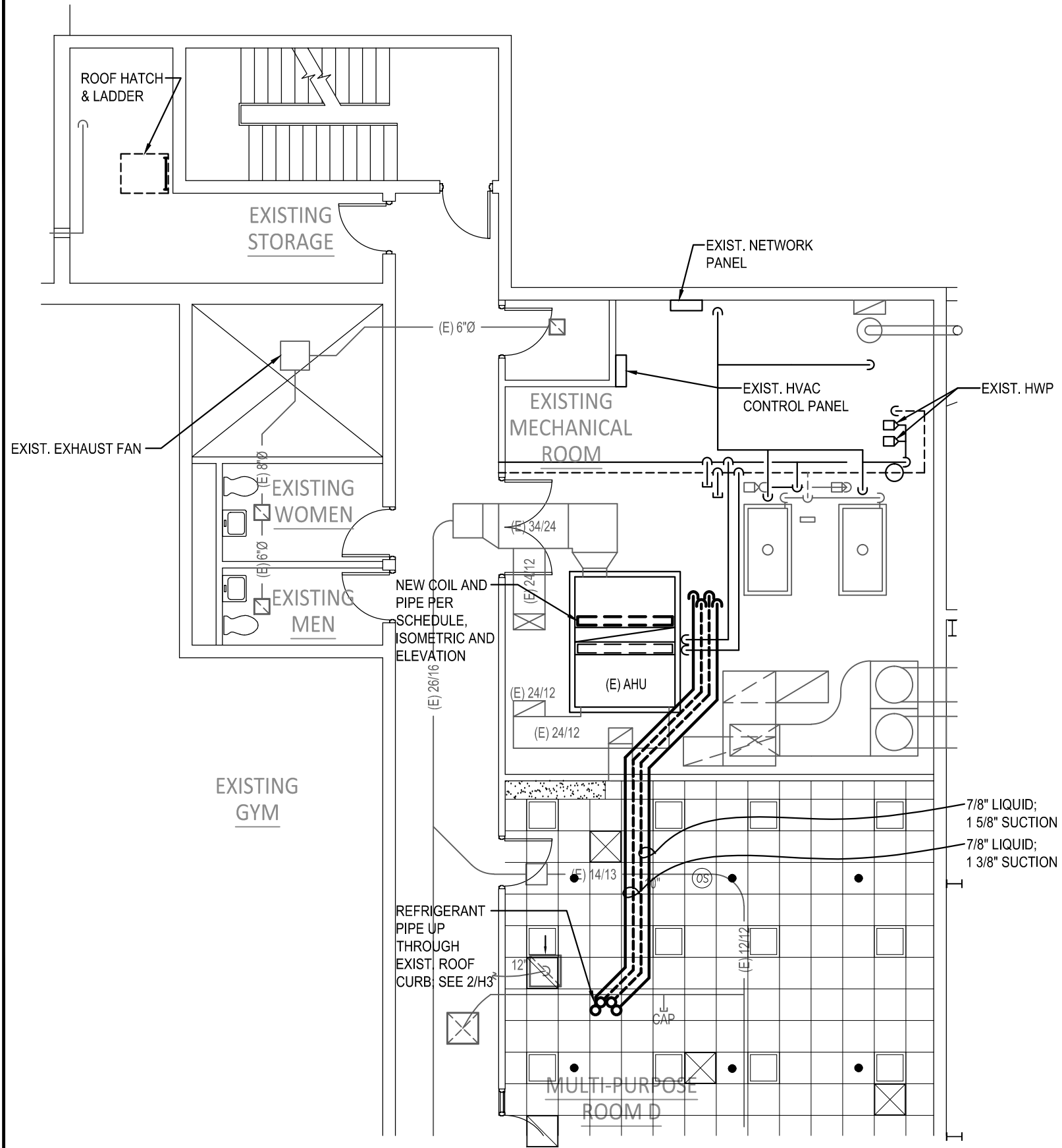
AHU-1 Demolition Elevation

Lakeview Gymnasium  
 ACCU-1 Replacement  
 1013 W. Lake Ave.  
 Peoria, Illinois 61614

apace Job No. 2015904.15



architects  
 engineers  
 designers  
 apaco inc.  
 2112 East Wab. Menard Drive  
 Peoria Illinois 61614  
 T: 309.685.4722 F: 309.685.4784



1 Partial 2nd Floor HVAC Plan  
 H1 SCALE: 1/8" = 1'-0"




Sheet No.: **H1**

No.	Issue	Date
1	ACCU Replacement	10.02.18

Partial 2nd Floor HVAC Plan

Lakeview Gymnasium  
 ACCU-1 Replacement  
 1013 W. Lake Ave.  
 Peoria, Illinois 61614

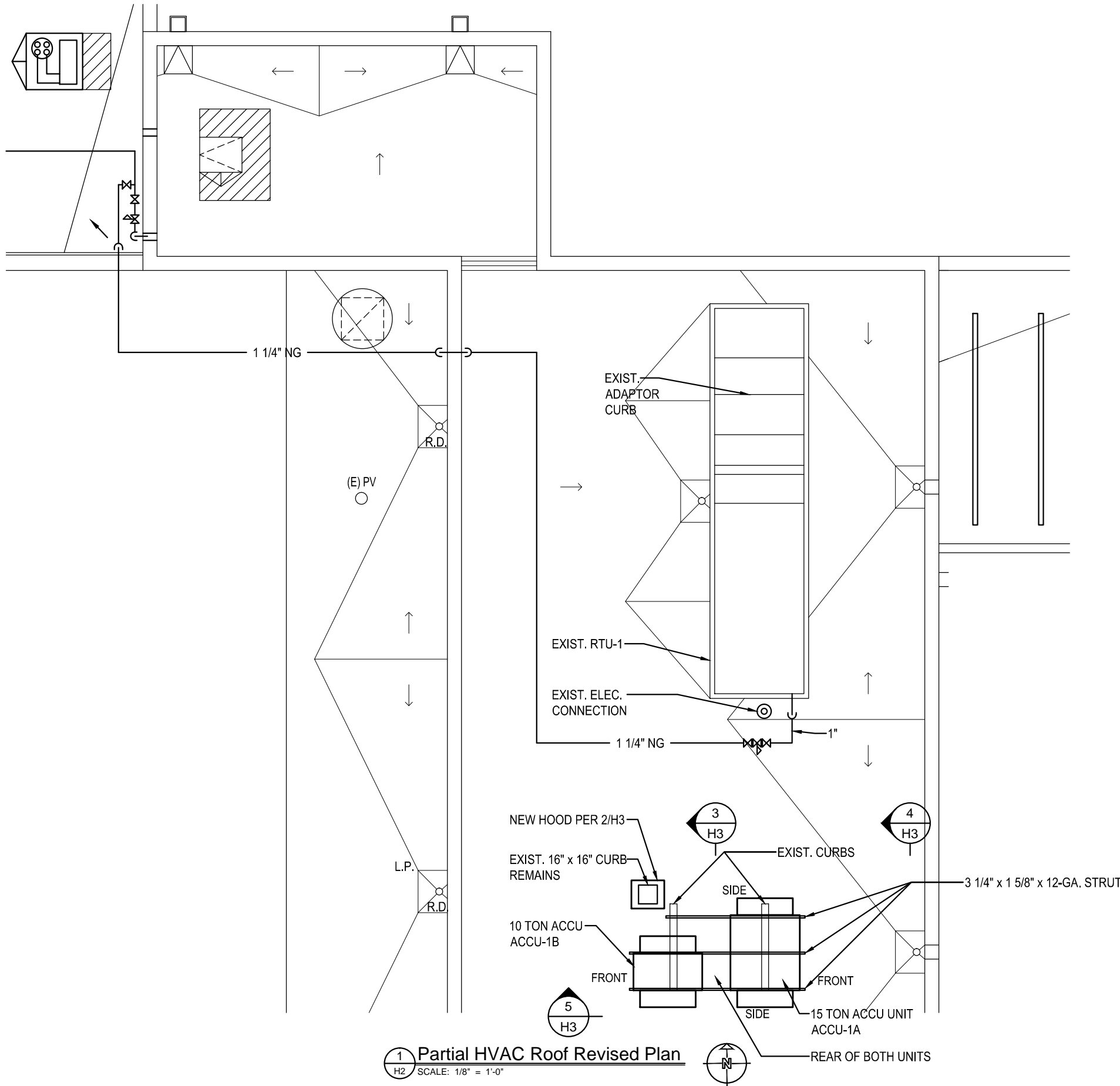
apace Job No. 2015904.15



architects  
 engineers  
 designers

apace DESIGN

2112 East W. Mendota Drive  
 Peoria, Illinois 61614  
 T: 309.685.4722 F: 309.685.4784



1 Partial HVAC Roof Revised Plan  
 H2 SCALE: 1/8" = 1'-0"




Sheet No.:  
**H2**

No.	Issue	Date
1	ACCU Replacement	10.02.18

Partial HVAC Roof Revised Plan

Lakeview Gymnasium  
 ACCU-1 Replacement  
 1013 W. Lake Ave.  
 Peoria, Illinois 61614

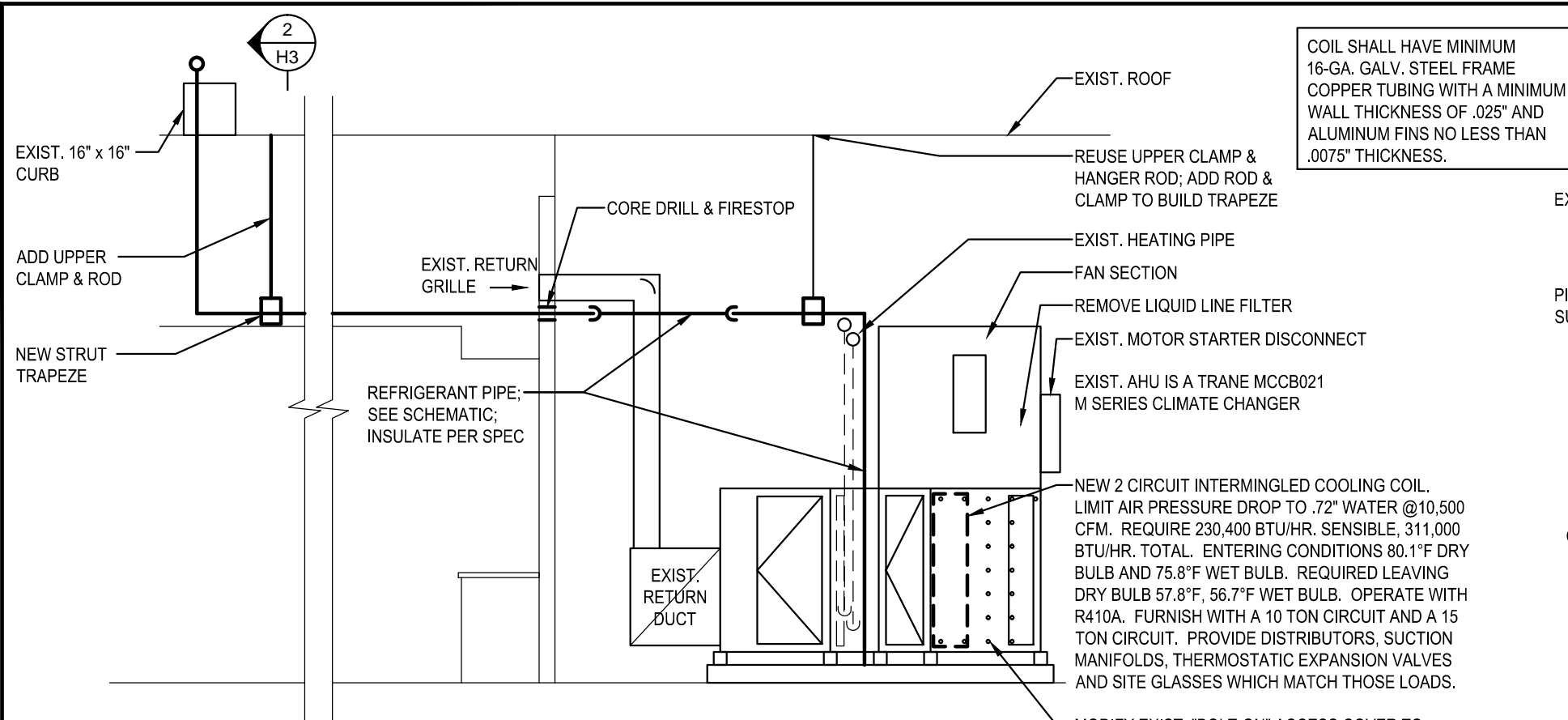
apace Job No. 2015904.15



architects  
 engineers  
 designers

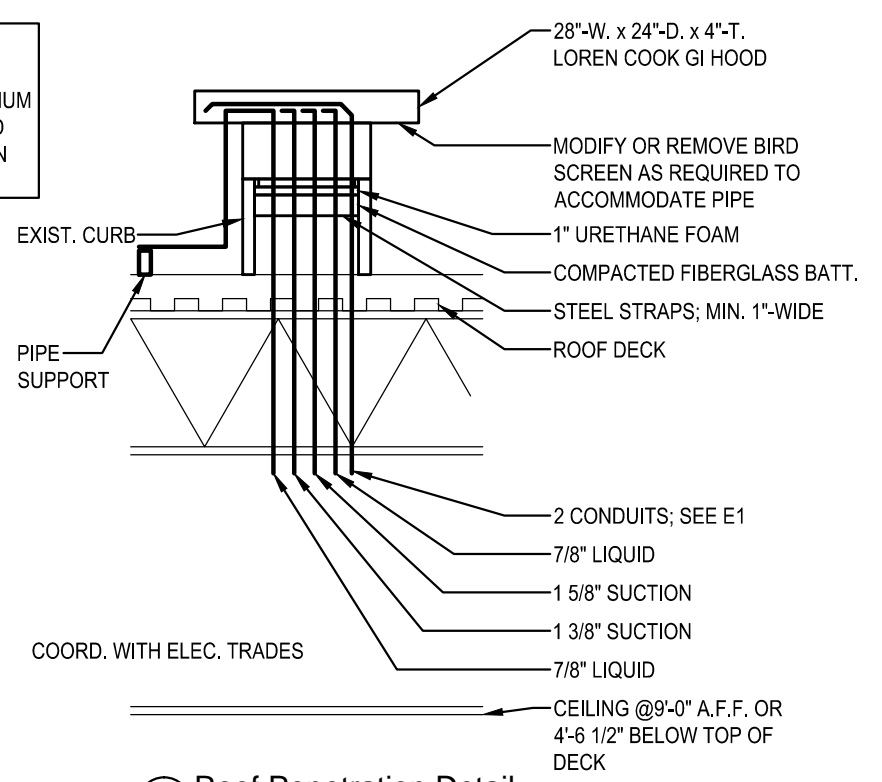
**apace** DESIGN

2112 East Wacker Memorial Drive  
 Peoria Illinois 61614  
 T: 309.685.4722 F: 309.685.4784

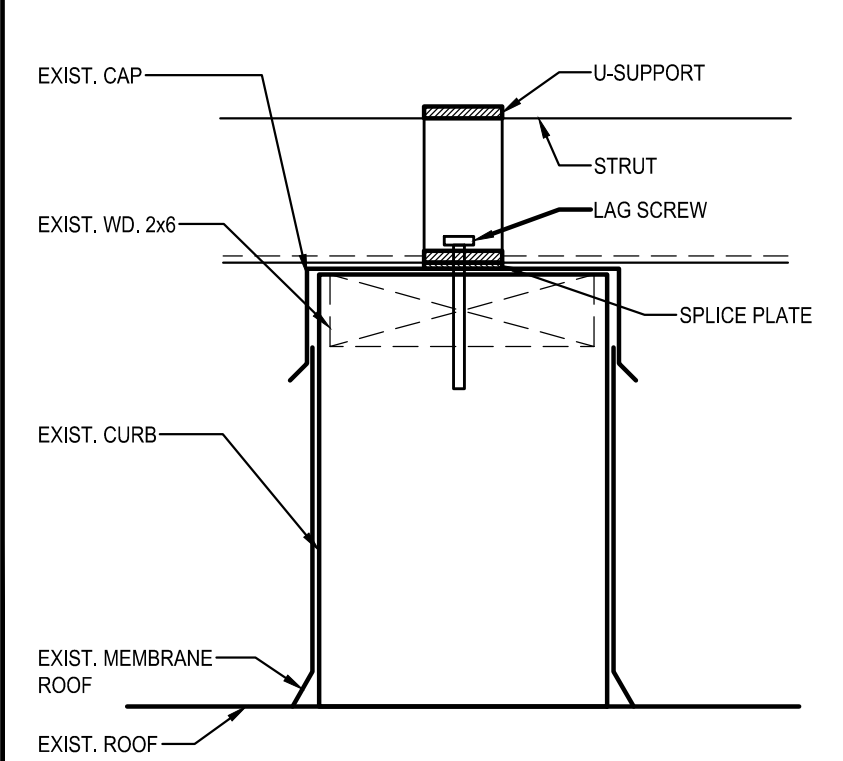


1 AHU-1 Revised Elevation  
H3 SCALE: 1/4" = 1'-0"

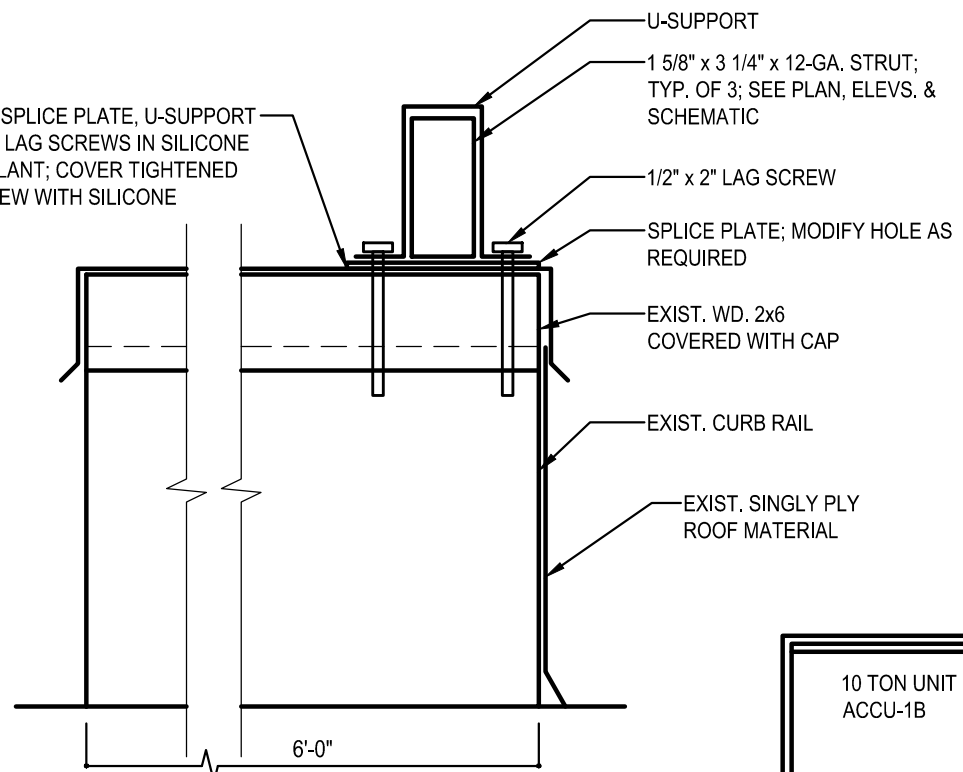
COIL SHALL HAVE MINIMUM 16-GA. GALV. STEEL FRAME COPPER TUBING WITH A MINIMUM WALL THICKNESS OF .025" AND ALUMINUM FINS NO LESS THAN .0075" THICKNESS.



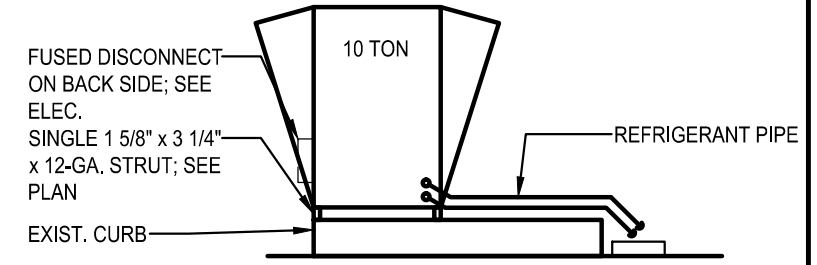
2 Roof Penetration Detail  
H3 SCALE: 1/2" = 1'-0"



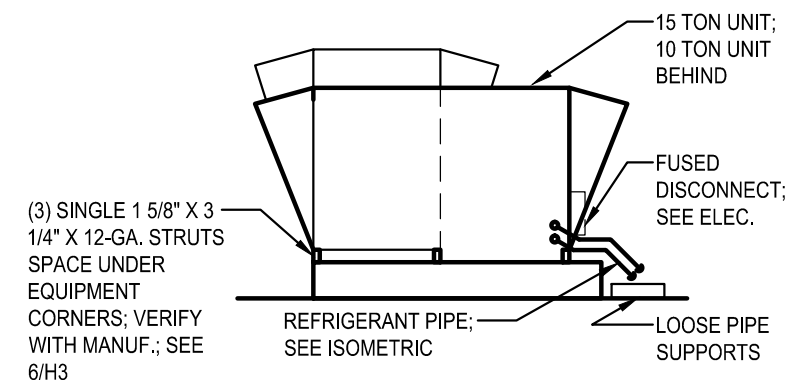
6 Support Strut Detail  
H3 SCALE: 3" = 1'-0"



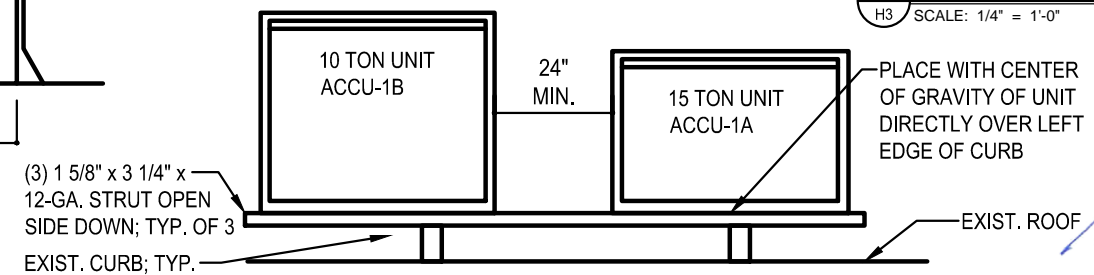
5 ACCU Side Elevation  
H3 SCALE: 1/4" = 1'-0"



3 ACCU-1B Rear Elevation  
H3 SCALE: 1/4" = 1'-0"



4 ACCU-1A Front Elevation  
H3 SCALE: 1/4" = 1'-0"



10-2-18

MARK A. CORDS

062-039301

LICENSED PROFESSIONAL ENGINEER OF ILLINOIS

EXPIRES: 11.30.19

Sheet No.: H3

Date	10.02.18
Issue	1 ACCU Replacement

apace Job No. 2015904.15

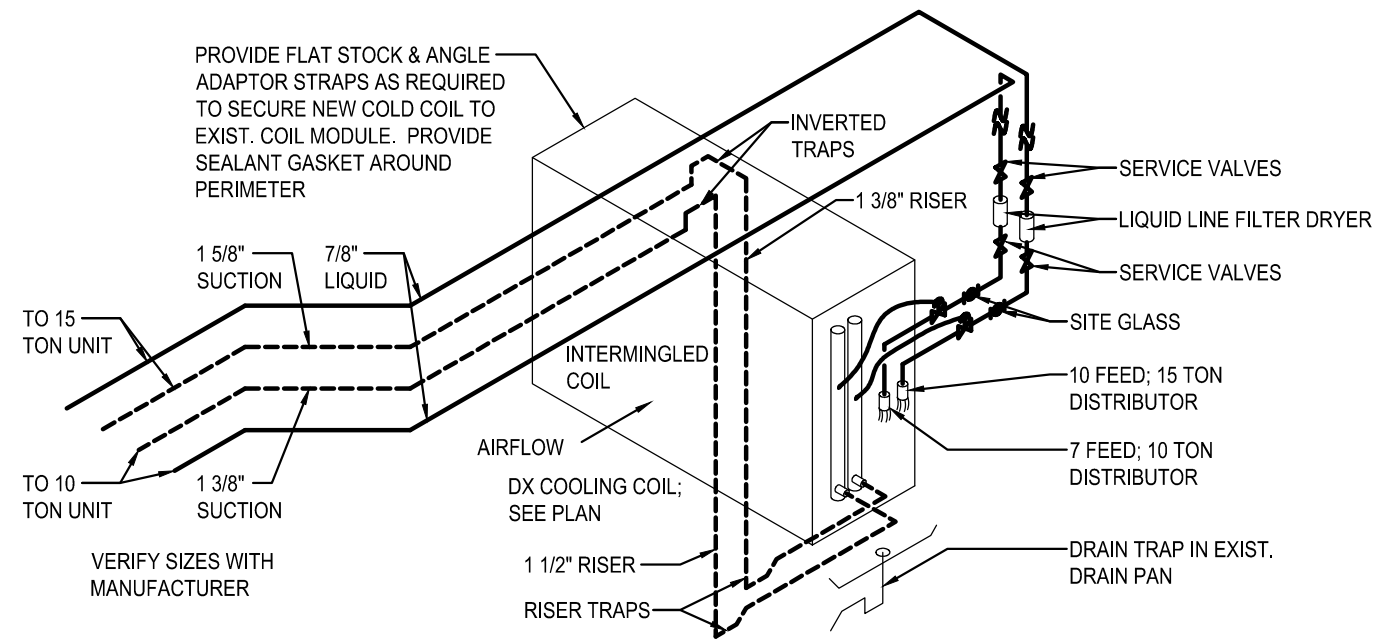
AHU Elevation & Details

Lakeview Gymnasium  
ACCU-1 Replacement  
1013 W. Lake Ave.  
Peoria, Illinois 61614

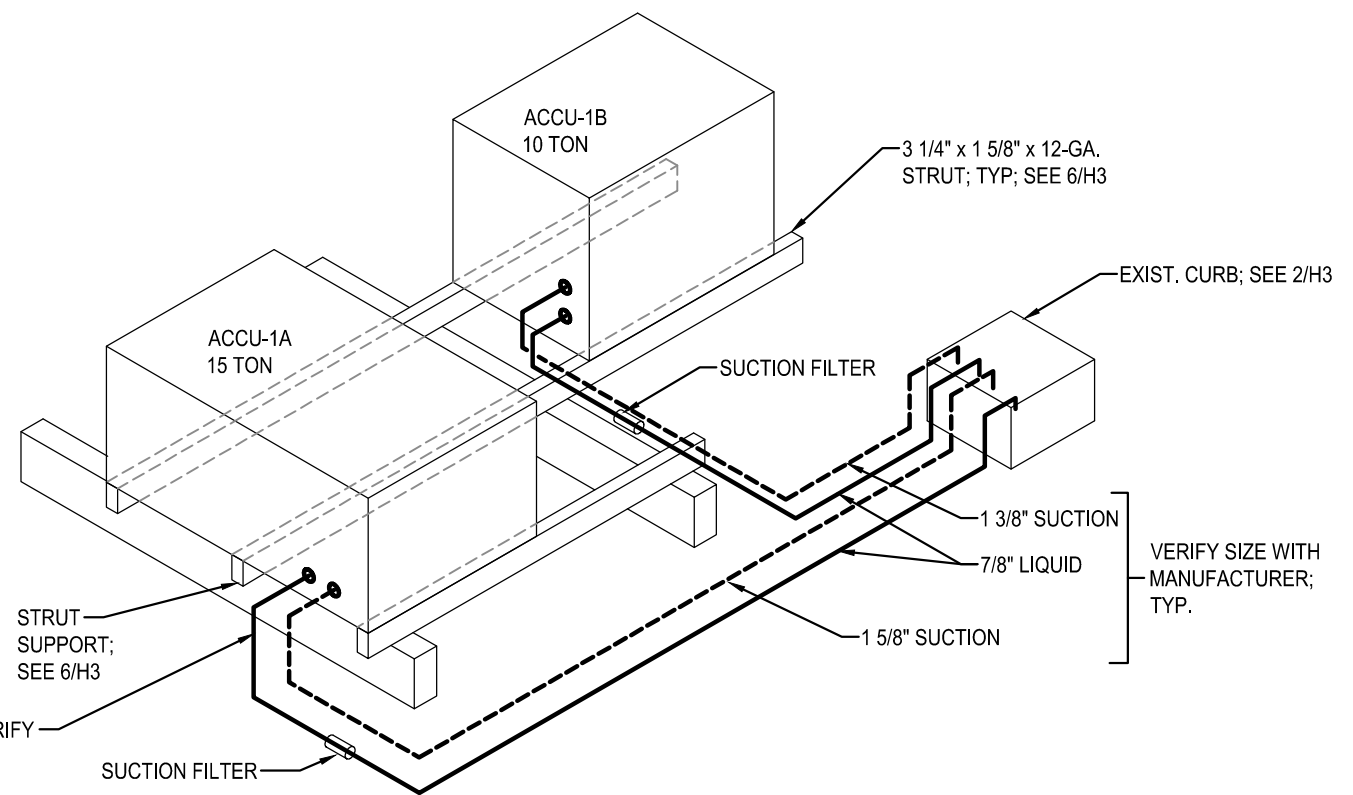
architects  
engineers  
designers

2112 East Wacker Memorial Drive  
Peoria Illinois 61614  
T: 309.685.4722 F: 309.685.4784

apaco



1 Refrigerant Coil Piping Diagram  
H4 not to scale



2 ACCU Pipe Diagram  
H4 not to scale

ACCU UNITS SHALL BE COOLING ONLY TYPE. THEY SHALL BE THE SIZE AND CONFIGURATION OF THE TEMPMASTER YHT 15 AND YHT 10 SERIES (YORK EQUIVALENT IS ACCEPTABLE). THEY SHALL OPERATE WITH 460V/3 PHASE/60Hz. 15 TON UNIT SHALL HAVE AN MCA NO MORE THAN 32.2 AMPS AND 40 AMP OVER-CURRENT PROTECTION. 10 TON UNIT SHALL HAVE AN MCA NO MORE THAN 20.8 AMPS AND 25 AMP OVER-CURRENT PROTECTION. EACH UNIT SHALL HAVE (2) EQUALLY SIZED SCROLL-TYPE COMPRESSORS. MAXIMUM WEIGHT OF 10 TON UNIT SHALL BE 500 lbs. MAXIMUM WEIGHT OF 15 TON UNIT SHALL BE 920 lbs. PROVIDE BOTH WITH HAIL GUARDS AND PHASE LOSS AND REVERSAL PROTECTION. UNITS SHALL PROVIDE COOLING REQUIREMENTS NOTED ON SHEET H3. UNITS SHALL BE MATCHED TO THE COIL. UNITS SHALL REQUIRE ONLY 2-PIPE CONNECTIONS. COMPRESSORS SHALL OPERATE ON THE SAME REFRIGERANT CIRCUITS. FACTORY COMPRESSOR CONTROL SHALL ALLOW INDEPENDENT STARTING OF EACH COMPRESSOR.

Sheet No.: H4

Date	Issue	By
10.02.18	1 ACCU Replacement	

Refrigerant Coil Isometrics


Lakeview Gymnasium  
ACCU-1 Replacement  
1013 W. Lake Ave.  
Peoria, Illinois 61614

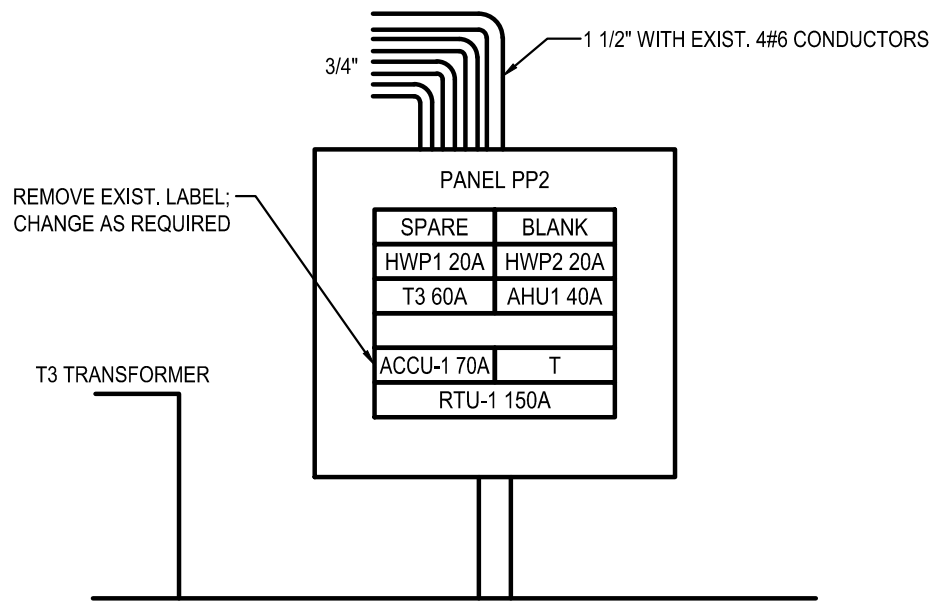
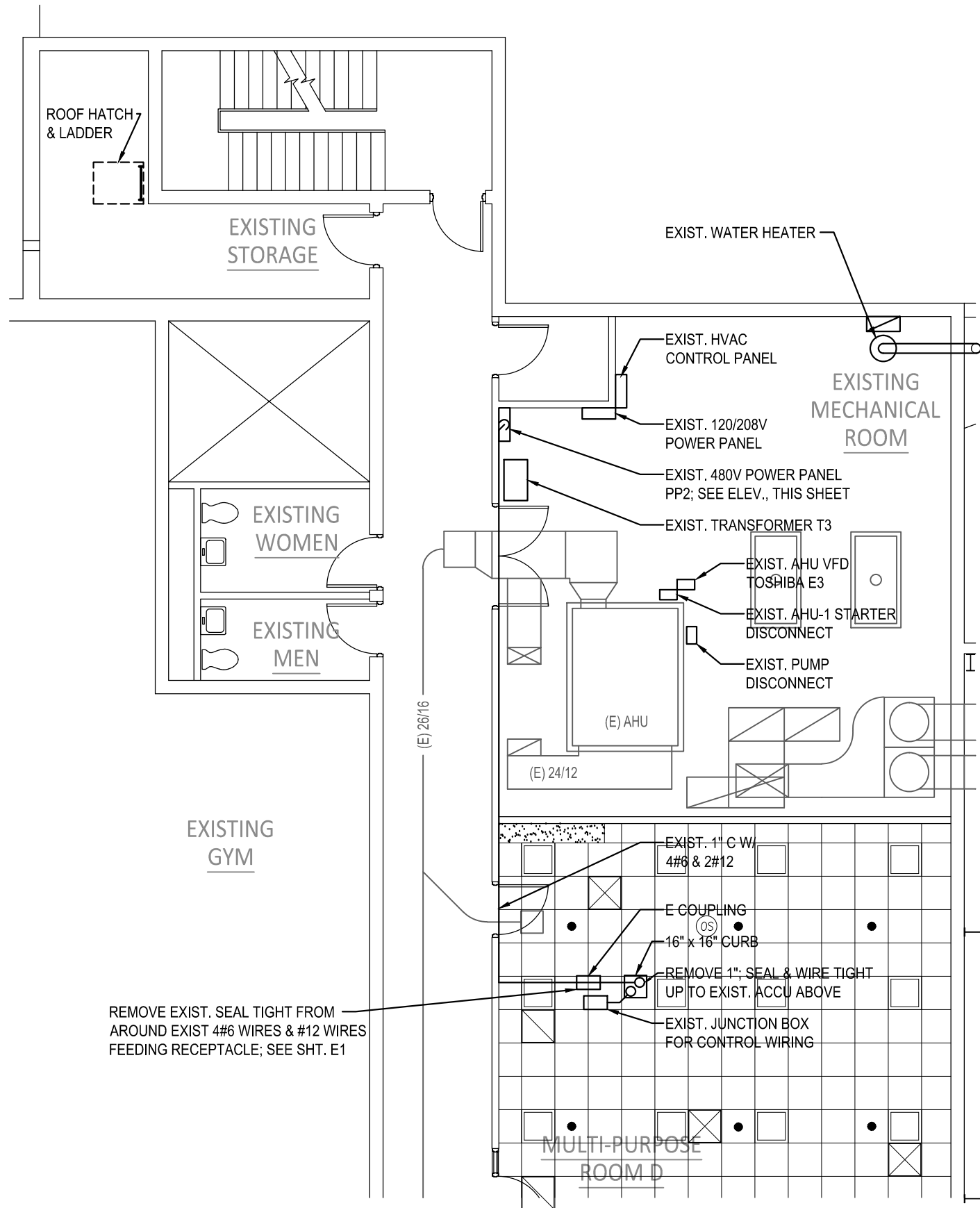
apace Job No. 2015904.15

architects  
engineers  
designers

2112 East Wab. Memorial Drive  
Peoria Illinois 61614  
T: 309.685.4722 F: 309.685.4784

apace





REMOVE EXIST. SEAL TIGHT FROM AROUND EXIST 4#6 WIRES & #12 WIRES FEEDING RECEPTACLE; SEE SHT. E1


1 Partial 2nd Floor Electrical Demolition Plan  
H1 SCALE: 1/8" = 1'-0"



Sheet No.: DE1

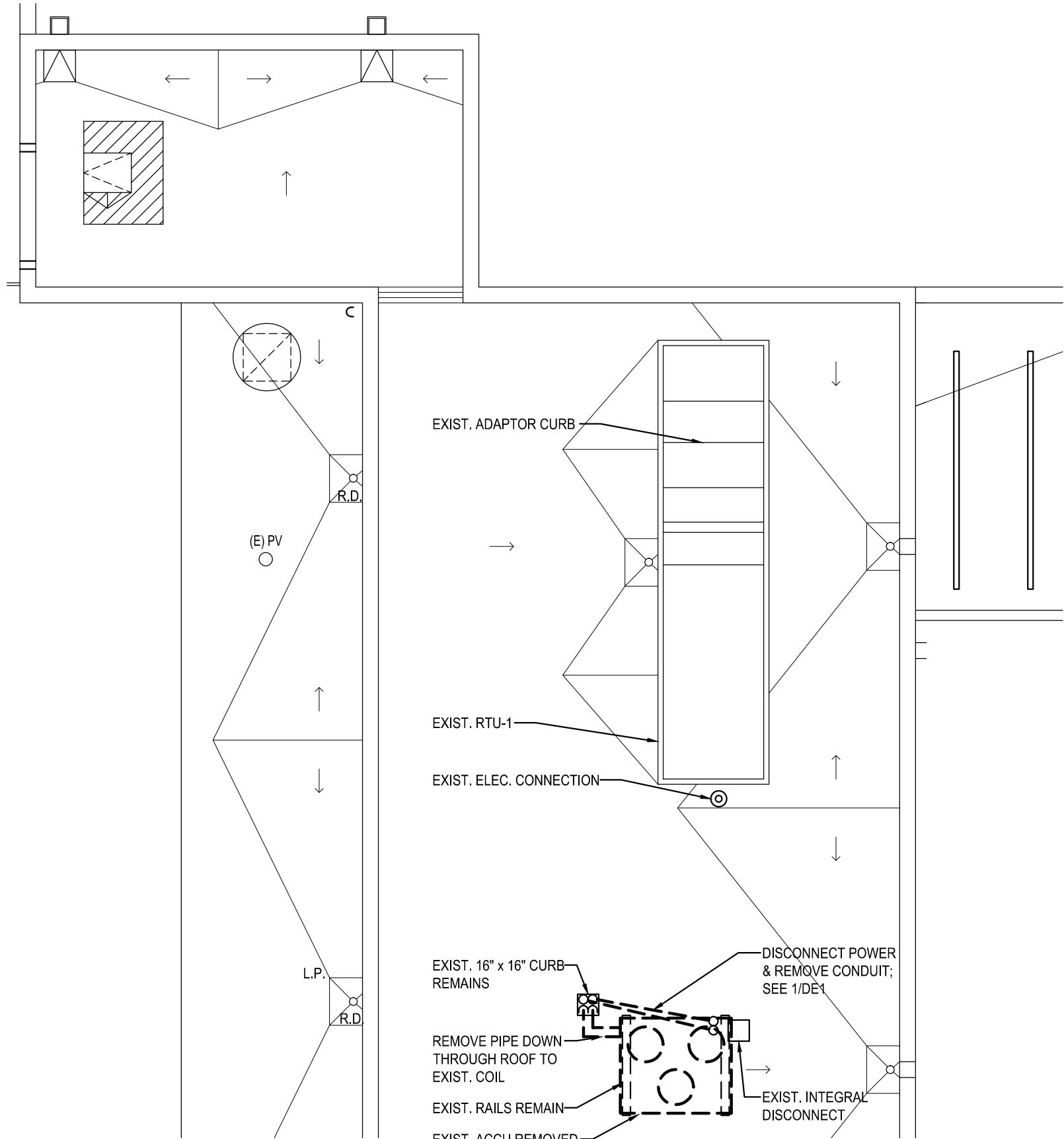
No.	Issue	Date
1	ACCU Replacement	10.02.18

Partial 2nd Floor Electrical Demolition Plan  
Lakeview Gymnasium  
ACCU-1 Replacement  
1013 W. Lake Ave.  
Peoria, Illinois 61614  
apace Job No. 2015904.15



architects  
engineers  
designers

2112 East Wacker Memorial Drive  
Peoria Illinois 61614  
T: 309.685.4722 F: 309.685.4784



1 Partial Electrical Roof Demolition Plan  
 DE2 SCALE: 1/8" = 1'-0"



Sheet No.:

DE2


No.	Issue	Date
1	ACCU Replacement	10.02.18

Partial Electrical Roof Demolition Plan

Lakeview Gymnasium  
 ACCU-1 Replacement  
 1013 W. Lake Ave.  
 Peoria, Illinois 61614

apace Job No. 2015904.15

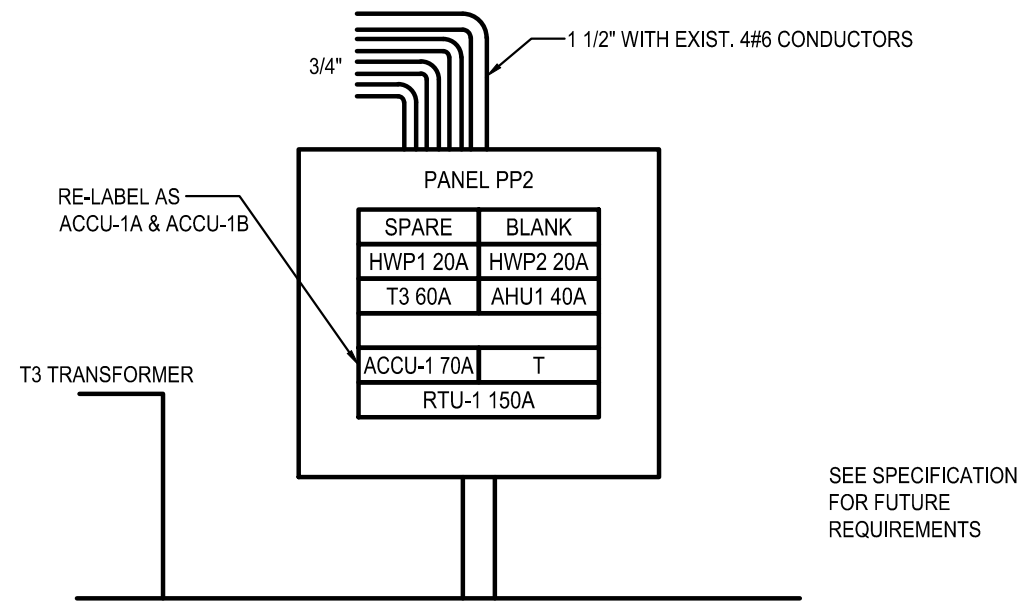
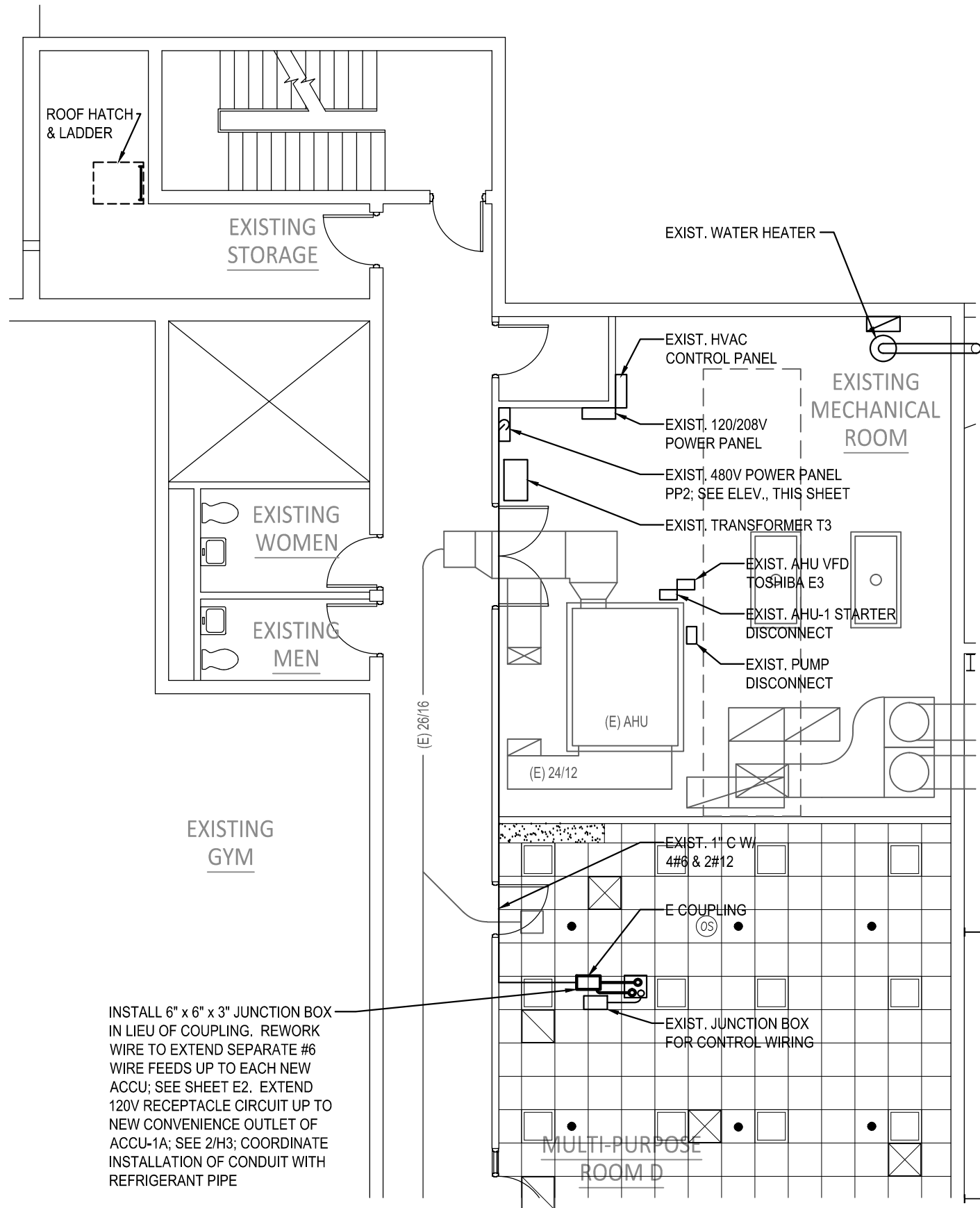
10-2-18



architects  
 engineers  
 designers



2112 East Wacker Memorial Drive  
 Peoria Illinois 61614  
 T: 309.685.4722 F: 309.685.4784



SEE SPECIFICATION FOR FUTURE REQUIREMENTS

INSTALL 6" x 6" x 3" JUNCTION BOX IN LIEU OF COUPLING. REWORK WIRE TO EXTEND SEPARATE #6 WIRE FEEDS UP TO EACH NEW ACCU; SEE SHEET E2. EXTEND 120V RECEPTACLE CIRCUIT UP TO NEW CONVENIENCE OUTLET OF ACCU-1A; SEE 2/H3; COORDINATE INSTALLATION OF CONDUIT WITH REFRIGERANT PIPE

1 Partial 2nd Floor Electrical Plan  
E1 SCALE: 1/8" = 1'-0"


Sheet No.: E1

No.	Issue	Date
1	ACCU Replacement	10.02.18

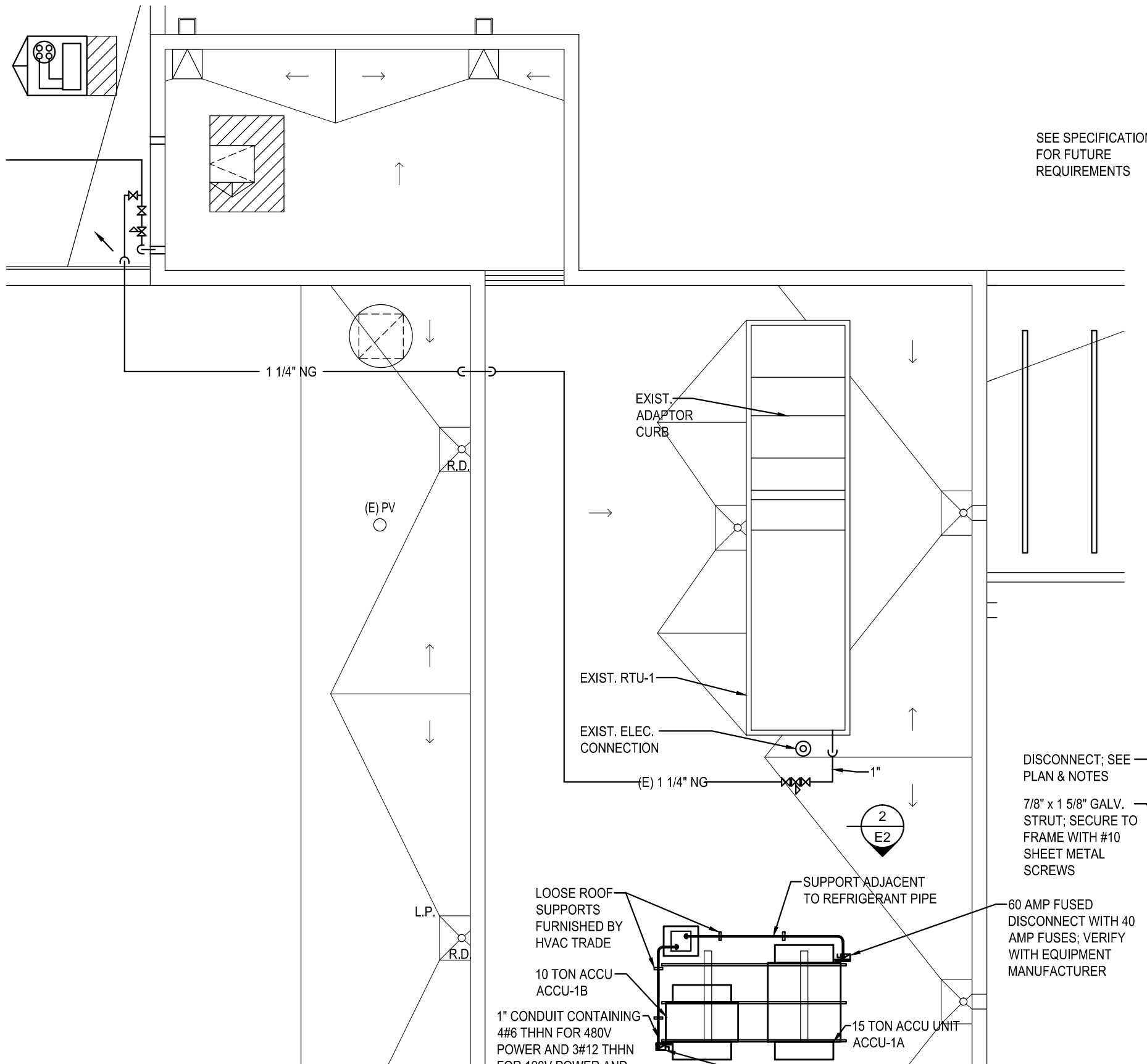
apace Job No. 2015904.15

Partial 2nd Floor Electrical Plan

Lakeview Gymnasium  
ACCU-1 Replacement  
1013 W. Lake Ave.  
Peoria, Illinois 61614



architects  
engineers  
designers  
**apaco**  
2112 East Wacker Memorial Drive  
Peoria, Illinois 61614  
T: 309.685.4722 F: 309.685.4784



1  
E2  
Partial Revised Electrical Roof Plan  
SCALE: 1/8" = 1'-0"



30 AMP FUSED DISCONNECT WITH 25 AMP FUSES; VERIFY WITH EQUIPMENT MANUFACTURER

Sheet No.: **E2**

No.	Issue	Date
1	ACCU Replacement	10.02.18

Partial Revised Electrical Roof Plan

Lakeview Gymnasium  
ACCU-1 Replacement  
1013 W. Lake Ave.  
Peoria, Illinois 61614

apace Job No. 2015904.15

architects  
engineers  
designers

2112 East Wacker Memorial Drive  
Peoria Illinois 61614  
T: 309.685.4722 F: 309.685.4784

**apace** DESIGN

10-2-18

MARK A. CORDIS  
062-039301  
LICENSED  
PROFESSIONAL  
ENGINEER  
OF  
ILLINOIS  
EXPIRES: 11.30.19